

LOCAL GOVT SERVICES  
2015 DEC 28 P 4:11  
RECEIVED

2016 LOCAL GOVT SERVICES  
2016 OCT 29 P 4:58  
RECEIVED

Willingboro Municipal Utilities  
Authority  
**Authority Budget**

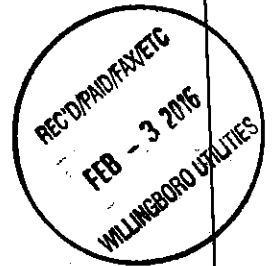
[www.wmua.info](http://www.wmua.info)

Department Of



**Community  
Affairs**

Division of Local Government Services



# **2016 AUTHORITY BUDGET**

## **Certification Section**

2016

**WILLINGBORO MUNICIPAL UTILITIES AUTHORITY**  
**AUTHORITY BUDGET**

**FISCAL YEAR: FROM January 1, 2016 TO December 31, 2016**

**For Division Use Only**

**CERTIFICATION OF APPROVED BUDGET**

*It is hereby certified that the approved Budget made a part hereof complies with the requirements of law and the rules and regulations of the Local Finance Board, and approval is given pursuant to N.J.S.A. 40A:5A-11.*

*State of New Jersey  
Department of Community Affairs  
Director of the Division of Local Government Services*

By: C.M. Zappala Date: 12/10/15

**CERTIFICATION OF ADOPTED BUDGET**

*It is hereby certified that the adopted Budget made a part hereof has been compared with the approved Budget previously certified by the Division, and any amendments made thereto. This adopted Budget is certified with respect to such amendments and comparisons only.*

*State of New Jersey  
Department of Community Affairs  
Director of the Division of Local Government Services*


By: Christie M. Zappala Date: 1/28/16

**2016 PREPARER'S CERTIFICATION**  
**WILLINGBORO MUNICIPAL UTILITIES AUTHORITY**  
**AUTHORITY BUDGET**

**FISCAL YEAR:**      **FROM:**      January 1, 2016      **TO:**      December 31, 2016

It is hereby certified that the Authority Budget, including both the Annual Budget and the Capital Budget/Program annexed hereto, represents the members of the governing body's resolve with respect to statute in that: all estimates of revenue are reasonable, accurate and correctly stated; all items of appropriation are properly set forth; and in itemization, form and content, the budget will permit the exercise of the comptroller function within the Authority.

It is further certified that all proposed budgeted amounts and totals are correct. Also, I hereby provide reasonable assurance that all assertions contained herein are accurate and all required schedules are completed and attached.


Preparer's Signature:			
Name:	Andrew Weber		
Title:	Executive Director		
Address:	433 John F. Kennedy Way Willingboro NJ 08046-2119		
Phone Number:	609-877-2900	Fax Number:	609-835-4645
E-mail address	Andrew@wmua.info		

**2016 APPROVAL CERTIFICATION**  
**WILLINGBORO MUNICIPAL UTILITIES AUTHORITY**  
**AUTHORITY BUDGET**

**FISCAL YEAR:**    **FROM:**    January 1, 2016    **TO:**    December 31, 2016

It is hereby certified that the Authority Budget, including all schedules appended hereto, are a true copy of the Annual Budget and Capital Budget/Program approved by resolution by the governing body of the Willingboro Municipal Utilities Authority, at an open public meeting held pursuant to N.J.A.C. 5:31-2.3, on the 21<sup>st</sup> day of October, 2015.

It is further certified that the recorded vote appearing in the resolution represents not less than a majority of the full membership of the governing body thereof.

Officer's Signature:			
Name:	Andrew Weber		
Title:	Executive Director		
Address:	433 John F. Kennedy Way Willingboro NJ 08046-2119		
Phone Number:	609-877-2900	Fax Number:	609-835-4645
E-mail address	Andrew@wmua.info		

# INTERNET WEBSITE CERTIFICATION

Authority's Web Address:

www.wmua.info

All authorities shall maintain either an Internet website or a webpage on the municipality's or county's Internet website. The purpose of the website or webpage shall be to provide increased public access to the authority's operations and activities. N.J.S.A. 40A:5A-17.1 requires the following items to be included on the Authority's website at a minimum for public disclosure. Check the boxes below to certify the Authority's compliance with N.J.S.A. 40A:5A-17.1.

- ✓ A description of the Authority's mission and responsibilities
- ✓ Commencing with 2013, the budgets for the current fiscal year and immediately preceding two prior years
- ✓ The most recent Comprehensive Annual Financial Report (Unaudited) or similar financial information
- ✓ Commencing with 2012, the annual audits of the most recent fiscal year and immediately two prior years
- ✓ The Authority's rules, regulations and official policy statements deemed relevant by the governing body of the authority to the interests of the residents within the authority's service area or jurisdiction
- ✓ Notice posted pursuant to the "Open Public Meetings Act" for each meeting of the Authority, setting forth the time, date, location and agenda of each meeting
- ✓ Beginning January 1, 2013, the approved minutes of each meeting of the Authority including all resolutions of the board and their committees; for at least three consecutive fiscal years
- ✓ The name, mailing address, electronic mail address and phone number of every person who exercises day-to-day supervision or management over some or all of the operations of the Authority
- ✓ A list of attorneys, advisors, consultants and any other person, firm, business, partnership, corporation or other organization which received any remuneration of \$17,500 or more during the preceding fiscal year for any service whatsoever rendered to the Authority.

It is hereby certified by the below authorized representative of the Authority that the Authority's website or webpage as identified above complies with the minimum statutory requirements of N.J.S.A. 40A:5A-17.1 as listed above. A check in each of the above boxes signifies compliance.

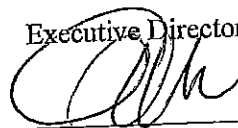
Name of Officer Certifying compliance

Andrew Weber

Title of Officer Certifying compliance

Executive Director

Signature



**RESOLUTION 2015-10-21- 6**  
**2016 AUTHORITY BUDGET RESOLUTION**  
**WILLINGBORO MUNICIPAL UTILITIES AUTHORITY**

**FISCAL YEAR: FROM: January 1, 2016 TO: December 31, 2016**

WHEREAS, the Annual Budget and Capital Budget for the Willingboro Municipal Utilities Authority for the fiscal year beginning, January 1, 2016 and ending, December 31, 2016 has been presented before the governing body of the Willingboro Municipal Utilities Authority at its open public meeting of October 21, 2015 ; and

WHEREAS, the Annual Budget as introduced reflects Total Revenues of \$ 11,083,000.00 , Total Appropriations, including any Accumulated Deficit if any, of \$ 11,171,000 and Total Unrestricted Net Position utilized of \$ 300,000.00; and

WHEREAS, the Capital Budget as introduced reflects Total Capital Appropriations of \$ 10,295,200.00 and Total Unrestricted Net Position planned to be utilized as funding thereof, of \$ 0.00; and

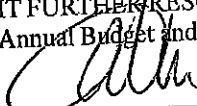
WHEREAS, the schedule of rates, fees and other charges in effect will produce sufficient revenues, together with all other anticipated revenues to satisfy all obligations to the holders of bonds of the Authority, to meet operating expenses, capital outlays, debt service requirements, and to provide for such reserves, all as may be required by law, regulation or terms of contracts and agreements; and

WHEREAS, the Capital Budget/Program, pursuant to N.J.A.C. 5:31-2, does not confer any authorization to raise or expend funds; rather it is a document to be used as part of the said Authority's planning and management objectives. Specific authorization to expend funds for the purposes described in this section of the budget, must be granted elsewhere; by bond resolution, by a project financing agreement, by resolution appropriating funds from the Renewal and Replacement Reserve or other means provided by law.

NOW, THEREFORE BE IT RESOLVED, by the governing body of the Willingboro Municipal Utilities Authority, at an open public meeting held on October 21, 2015 that the Annual Budget, including all related schedules, and the Capital Budget/Program of the Willingboro Municipal Utilities Authority for the fiscal year beginning, January 1, 2016 and ending, December 31, 2016 is hereby approved; and

BE IT FURTHER RESOLVED, that the anticipated revenues as reflected in the Annual Budget are of sufficient amount to meet all proposed expenditures/expenses and all covenants, terms and provisions as stipulated in the said Authority's outstanding debt obligations, capital lease arrangements, service contracts, and other pledged agreements; and

BE IT FURTHER RESOLVED, that the governing body of the Willingboro Municipal Utilities Authority will consider the Annual Budget and Capital Budget/Program for adoption on December 16, 2015.

  
(Assistant Secretary's Signature) Andrew Weber

\_\_\_\_\_  
10/26/15  
(Date)

Governing Body Member:	Recorded Vote	Aye	Nay	Abstain	Absent
Eddie Campbell, Jr.	X				
Christopher Walker					X
Jacqueline Jennings	X				
T Wayne Scott	X				
Clayton Sills	X				

# 2016 ADOPTED BUDGET RESOLUTION

## WILLINGBORO MUNICIPAL UTILITIES AUTHORITY AUTHORITY

**FISCAL YEAR: FROM: TO:**

WHEREAS, the Annual Budget and Capital Budget/Program for the Willingboro Municipal Utilities Authority for the fiscal year beginning January 1, 2016 and ending, December 31, 2016 has been presented for adoption before the governing body of the Willingboro Municipal Utilities Authority at its open public meeting of December 21, 2015; and


WHEREAS, the Annual Budget and Capital Budget as presented for adoption reflects each item of revenue and appropriation in the same amount and title as set forth in the introduced and approved budget, including all amendments thereto, if any, which have been approved by the Director of the Division of Local Government Services; and

WHEREAS, the Annual Budget as presented for adoption reflects Total Revenues of \$11,083,000.00, Total Appropriations, including any Accumulated Deficit if any, of \$11,171,000 and Total Unrestricted Net Position utilized of \$300,000.00; and

WHEREAS, the Capital Budget as presented for adoption reflects Total Capital Appropriations of \$10,295,200.00 and Total Unrestricted Net Position planned to be utilized as funding thereof, of \$0.00; and

NOW, THEREFORE BE IT RESOLVED, by the governing body of Willingboro Municipal Utilities Authority, at an open public meeting held on December 21, 2015 that the Annual Budget and Capital Budget/Program of the Willingboro Municipal Utilities Authority for the fiscal year beginning January 1, 2016 and, ending, December 31, 2016 is hereby adopted and shall constitute appropriations for the purposes stated; and

BE IT FURTHER RESOLVED, that the Annual Budget and Capital Budget/Program as presented for adoption reflects each item of revenue and appropriation in the same amount and title as set forth in the introduced and approved budget, including all amendments thereto, if any, which have been approved by the Director of the Division of Local Government Services.

  
(Secretary's Signature)

12/14/2015  
(Date)

Governing Body Member:	Recorded Vote	Aye	Nay	Abstain	Absent
Eddie Campbell	✓				
Christopher Walker					X
Jacqueline Jennings	✓				
T Wayne Scott	X				
Clayton Sills	X				




**2016 ADOPTION CERTIFICATION**

**WILLINGBORO MUNICIPAL UTILITIES AUTHORITY**

**AUTHORITY BUDGET**

**FISCAL YEAR: FROM: January 1, 2016 TO: December 31, 2016**

It is hereby certified that the Authority Budget and Capital Budget/Program annexed hereto is a true copy of the Budget adopted by the governing body of the Willingboro Municipal Utilities Authority, pursuant to N.J.A.C. 5:31-2.3, on the 16<sup>th</sup> day of, December, 2016.

Officer's Signature:			
Name:	Andrew Weber		
Title:	Executive Director		
Address:	433 John F. Kennedy Way Willingboro NJ 08046-2119		
Phone Number:	609-877-2900	Fax Number:	609-835-4645
E-mail address	Andrew@wmua.info		

**2016 ADOPTION CERTIFICATION**  
**WILLINGBORO MUNICIPAL UTILITIES AUTHORITY**  
**AUTHORITY BUDGET**

**FISCAL YEAR: FROM: January 1, 2016 TO: December 31, 2016**

It is hereby certified that the Authority Budget and Capital Budget/Program annexed hereto is a true copy of the Budget adopted by the governing body of the Willingboro Municipal Utilities Authority, pursuant to N.J.A.C. 5:31-2.3, on the 16<sup>th</sup> day of, December, 2016.

Officer's Signature:			
Name:	Andrew Weber		
Title:	Executive Director		
Address:	433 John F. Kennedy Way Willingboro NJ 08046-2119		
Phone Number:	609-877-2900	Fax Number:	609-835-4645
E-mail address	Andrew@wmua.info		

# 2016 ADOPTED BUDGET RESOLUTION

## WILLINGBORO MUNICIPAL UTILITIES AUTHORITY

### AUTHORITY

FISCAL YEAR: FROM: TO:

WHEREAS, the Annual Budget and Capital Budget/Program for the Willingboro Municipal Utilities Authority for the fiscal year beginning January 1, 2016 and ending, December 31, 2016 has been presented for adoption before the governing body of the Willingboro Municipal Utilities Authority at its open public meeting of December 21, 2015; and

WHEREAS, the Annual Budget and Capital Budget as presented for adoption reflects each item of revenue and appropriation in the same amount and title as set forth in the introduced and approved budget, including all amendments thereto, if any, which have been approved by the Director of the Division of Local Government Services; and

WHEREAS, the Annual Budget as presented for adoption reflects Total Revenues of \$11,083,000.00, Total Appropriations, including any Accumulated Deficit if any, of \$11,171,000 and Total Unrestricted Net Position utilized of \$300,000.00; and

WHEREAS, the Capital Budget as presented for adoption reflects Total Capital Appropriations of \$10,295,200.00 and Total Unrestricted Net Position planned to be utilized as funding thereof, of \$0.00; and

NOW, THEREFORE BE IT RESOLVED, by the governing body of Willingboro Municipal Utilities Authority, at an open public meeting held on December 21, 2015 that the Annual Budget and Capital Budget/Program of the Willingboro Municipal Utilities Authority for the fiscal year beginning January 1, 2016 and, ending, December 31, 2016 is hereby adopted and shall constitute appropriations for the purposes stated; and

BE IT FURTHER RESOLVED, that the Annual Budget and Capital Budget/Program as presented for adoption reflects each item of revenue and appropriation in the same amount and title as set forth in the introduced and approved budget, including all amendments thereto, if any, which have been approved by the Director of the Division of Local Government Services.

\_\_\_\_\_  
(Secretary's Signature)

\_\_\_\_\_  
(Date)

Governing Body  
Member:

**Eddie Campbell**

**Christopher Walker**

**Jacqueline Jennings**

**T Wayne Scott**

**Clayton Sills**

Recorded Vote

Aye

Nay

Abstain

Absent

# **2016 AUTHORITY BUDGET**

## **Financial Schedules Section**

# 2016 Budget Summary

Willingboro Municipal Utilities Authority  
January 1, 2016 to December 31, 2016

For the Period

	Proposed Budget		Adopted Budget		% Increase (Decrease) Proposed vs. Adopted	
	Water	Sewer	Total All Operations	Total All Operations	All Operations	All Operations
<b>REVENUES</b>						
Total Operating Revenues	\$ 5,884,500	\$ 5,177,500	\$ -	\$ 11,062,000	\$ 10,525,354	\$ 536,646 5.1%
Total Non-Operating Revenues	10,500	10,500	-	21,000	-	21,000 #DIV/0!
Total Anticipated Revenues	5,895,000	5,188,000	-	11,083,000	10,525,354	557,646 5.3%
<b>APPROPRIATIONS</b>						
Total Administration	860,750	860,750	-	1,721,500	1,540,872	180,628 11.7%
Total Cost of Providing Services	3,142,650	2,613,115	-	5,755,765	5,410,894	344,871 6.4%
Total Principal Payments on Debt Service in Lieu of Depreciation	815,000	667,635	-	1,482,635	1,271,796	210,839 16.6%
Total Operating Appropriations	4,818,400	4,141,500	-	8,959,900	8,223,562	736,338 9.0%
Total Interest Payments on Debt	310,600	219,300	-	529,900	414,156	115,744 27.9%
Total Other Non-Operating Appropriations	866,000	815,200	-	1,681,200	2,187,636	(506,436) -23.1%
Total Non-Operating Appropriations	1,176,600	1,034,500	-	2,211,100	2,601,792	(390,692) -15.0%
Accumulated Deficit	-	-	-	-	-	- #DIV/0!
Total Appropriations and Accumulated Deficit	5,995,000	5,176,000	-	11,171,000	10,825,354	345,646 3.2%
Less: Total Unrestricted Net Position Utilized	100,000	200,000	-	300,000	300,000	- 0.0%
Net Total Appropriations	5,895,000	4,976,000	-	10,871,000	10,525,354	345,646 3.3%
<b>ANTICIPATED SURPLUS (DEFICIT)</b>	\$ -	\$ 212,000	\$ -	\$ 212,000	\$ -	\$ 212,000 #DIV/0!

## 2016 Revenue Schedule

### Willingboro Municipal Utilities Authority

For the Period

January 1, 2016

to

December 31, 2016

For the Period		January 1, 2016		to		December 31, 2016				\$ Increase (Decrease) Proposed vs. Adopted	% Increase (Decrease) Proposed vs. Adopted
		Proposed Budget		Total All Operations		Adopted Budget Total All Operations		All Operations		All Operations	
		Water	Sewer								
<b>OPERATING REVENUES</b>											
Service Charges				\$ 7,143,275		\$ 7,217,250		\$ (73,975)		-1.0%	
Residential		\$ 3,598,275	\$ 3,545,000	947,000		975,000		(28,000)		-2.9%	
Business/Commercial		562,000	385,000	-		-		-		#DIV/0!	
Industrial				1,725,000		1,750,000		(25,000)		-1.4%	
Intergovernmental		1,000,000	725,000	-		-		-		#DIV/0!	
Other				9,815,275		9,942,250		(126,975)		-1.3%	
Total Service Charges		5,160,275	4,655,000	663,900		-		663,900		#DIV/0!	
Connection Fees		261,400	402,500	-		-		-		#DIV/0!	
Residential				-		-		-		#DIV/0!	
Business/Commercial				-		-		-		#DIV/0!	
Industrial				-		-		-		#DIV/0!	
Intergovernmental				663,900		-		663,900		#DIV/0!	
Other		261,400	402,500	-		-		-		#DIV/0!	
Total Connection Fees				-		-		-		#DIV/0!	
Parking Fees				-		-		-		#DIV/0!	
Meters				-		-		-		#DIV/0!	
Permits				-		-		-		#DIV/0!	
Fines/Penalties				-		-		-		#DIV/0!	
Other				-		-		-		#DIV/0!	
Total Parking Fees				92,000		92,000		-		0.0%	
Other Operating Revenues (List)		92,000		220,000		220,000		-		0.0%	
Hydrants & Fire Service		220,000		100,000		100,000		-		0.0%	
Elevated Tank Rentals		50,000	50,000	170,825		171,104		(279)		-0.2%	
Turn Off/On Fees		100,825	70,000	582,825		583,104		(279)		0.0%	
Other Misc Revenue		462,825	120,000	11,062,000		10,525,354		536,646		5.1%	
Total Other Revenue		5,884,500	5,177,500	-		-		-		#DIV/0!	
Total Operating Revenues				-		-		-		#DIV/0!	
<b>NON-OPERATING REVENUES</b>											
Grants & Entitlements (List)				-		-		-		#DIV/0!	
Grant #1				-		-		-		#DIV/0!	
Grant #2				-		-		-		#DIV/0!	
Grant #3				-		-		-		#DIV/0!	
Grant #4				-		-		-		#DIV/0!	
Total Grants & Entitlements				-		-		-		#DIV/0!	
Local Subsidies & Donations (List)				-		-		-		#DIV/0!	
Local Subsidy #1				-		-		-		#DIV/0!	
Local Subsidy #2				-		-		-		#DIV/0!	
Local Subsidy #3				-		-		-		#DIV/0!	
Local Subsidy #4				-		-		-		#DIV/0!	
Total Local Subsidies & Donations				21,000		-		21,000		#DIV/0!	
Interest on Investments & Deposits		10,500	10,500	-		-		-		#DIV/0!	
Investments				-		-		-		#DIV/0!	
Security Deposits				-		-		-		#DIV/0!	
Penalties				21,000		-		21,000		#DIV/0!	
Other Investments		10,500	10,500	-		-		-		#DIV/0!	
Total Interest				-		-		-		#DIV/0!	
Other Non-Operating Revenues (List)				-		-		-		#DIV/0!	
Other Non-Operating #1				-		-		-		#DIV/0!	
Other Non-Operating #2				-		-		-		#DIV/0!	
Other Non-Operating #3				-		-		-		#DIV/0!	
Other Non-Operating #4				21,000		-		21,000		#DIV/0!	
Other Non-Operating Revenues		10,500	10,500	-		-		-		#DIV/0!	
Total Non-Operating Revenues		\$ 5,895,000	\$ 5,188,000	\$ -		\$ 11,083,000		\$ 10,525,354		\$ 557,646	
<b>TOTAL ANTICIPATED REVENUES</b>											

## 2015 Adopted Revenue Schedule

### Willingboro Municipal Utilities Authority

	Adopted Budget						Total All Operations
	Water	Sewer					
<b>OPERATING REVENUES</b>							
<i>Service Charges</i>							
Residential	\$ 3,667,250	\$ 3,550,000					\$ 7,217,250
Business/Commercial	608,000	367,000					975,000
Industrial							-
Intergovernmental	1,000,000	750,000					1,750,000
Other							-
Total Service Charges	5,275,250	4,667,000	-	-	-	-	9,942,250
<i>Connection Fees</i>							
Residential							-
Business/Commercial							-
Industrial							-
Intergovernmental							-
Other							-
Total Connection Fees	-	-	-	-	-	-	-
<i>Parking Fees</i>							
Meters							-
Permits							-
Fines/Penalties							-
Other							-
Total Parking Fees	-	-	-	-	-	-	-
<i>Other Operating Revenues (List)</i>							
Hydrants & Fire Service	92,000						92,000
Elevated Tank Rentals	220,000						220,000
Turn Off/On Fees	50,000	50,000					100,000
Other Misc Revenue	66,000	105,104					171,104
Total Other Revenue	428,000	155,104	-	-	-	-	583,104
Total Operating Revenues	5,703,250	4,822,104	-	-	-	-	10,525,354
<b>NON-OPERATING REVENUES</b>							
<i>Grants &amp; Entitlements (List)</i>							
Grant #1							-
Grant #2							-
Grant #3							-
Grant #4							-
Total Grants & Entitlements	-	-	-	-	-	-	-
<i>Local Subsidies &amp; Donations (List)</i>							
Local Subsidy #1							-
Local Subsidy #2							-
Local Subsidy #3							-
Local Subsidy #4							-
Total Local Subsidies & Donations	-	-	-	-	-	-	-
<i>Interest on Investments &amp; Deposits</i>							
Investments							-
Security Deposits							-
Penalties							-
Other Investments							-
Total Interest	-	-	-	-	-	-	-
<i>Other Non-Operating Revenues (List)</i>							
Other Non-Operating #1							-
Other Non-Operating #2							-
Other Non-Operating #3							-
Other Non-Operating #4							-
Other Non-Operating Revenues	-	-	-	-	-	-	-
Total Non-Operating Revenues	-	-	-	-	-	-	-
<b>TOTAL ANTICIPATED REVENUES</b>	<b>\$ 5,703,250</b>	<b>\$ 4,822,104</b>	<b>\$ -</b>	<b>\$ -</b>	<b>\$ -</b>	<b>\$ -</b>	<b>\$ 10,525,354</b>

# 2016 Appropriations Schedule

Willingboro Municipal Utilities Authority  
For the Period January 1, 2016 to December 31, 2016

	Proposed Budget		Total All Operations	Adopted Budget	\$ Increase (Decrease) Proposed vs. Adopted	% Increase (Decrease) Proposed vs. Adopted
	Water	Sewer		Total All Operations	All Operations	All Operations
<b>OPERATING APPROPRIATIONS</b>						
Administration - Personnel			\$ 751,500	\$ 626,622	\$ 124,878	19.9%
Salary & Wages	\$ 375,750	\$ 375,750	420,000	394,750	25,250	6.4%
Fringe Benefits	210,000	210,000	-	1,021,372	150,128	14.7%
Total Administration - Personnel	585,750	585,750	-	-	-	-
Administration - Other (List)			85,000	85,000	-	0.0%
Engineer Fees	42,500	42,500	65,000	65,000	-	0.0%
Legal Fees	32,500	32,500	55,000	55,000	-	0.0%
Trustee Fees	27,500	27,500	45,500	27,908	17,592	63.0%
NJEIT Admin Fee	13,079	32,421	299,501	286,592	12,909	4.5%
Miscellaneous Administration*	159,422	140,079	-	519,500	30,500	5.9%
Total Administration - Other	275,000	275,000	-	1,540,872	180,628	11.7%
Total Administration	860,750	860,750	-	-	-	-
Cost of Providing Services - Personnel			2,272,000	2,073,119	198,881	9.6%
Salary & Wages	1,279,000	993,000	1,187,000	1,147,275	39,725	3.5%
Fringe Benefits	678,000	509,000	-	3,220,394	238,606	7.4%
Total COPS - Personnel	1,957,000	1,502,000	-	-	-	-
Cost of Providing Services - Other (List)			265,000	255,000	10,000	3.9%
Insurance	155,000	110,000	771,000	734,750	36,250	4.9%
Electricity	450,000	321,000	310,000	282,500	27,500	9.7%
Chemicals	210,000	180,000	610,800	591,000	19,800	3.4%
Other (See Page F-4a)	193,800	417,000	339,965	327,250	12,715	3.9%
Miscellaneous COPS*	176,850	163,115	-	2,190,500	106,265	4.9%
Total COPS - Other	1,185,650	1,111,115	-	5,410,894	344,871	6.4%
Total Cost of Providing Services	3,142,650	2,613,115	-	-	-	-
Total Principal Payments on Debt Service In Lieu of Depreciation			1,482,635	1,271,796	210,839	16.6%
	815,000	667,635	-	8,223,562	736,338	9.0%
Total Operating Appropriations	4,818,400	4,141,500	-	-	-	-
<b>NON-OPERATING APPROPRIATIONS</b>			529,900	414,156	115,744	27.9%
Total Interest Payments on Debt	310,600	219,300	-	-	-	#DIV/0!
Operations & Maintenance Reserve			1,381,200	1,887,636	(506,436)	-26.8%
Renewal & Replacement Reserve	766,000	615,200	300,000	300,000	-	0.0%
Municipality/County Appropriation	100,000	200,000	-	-	-	#DIV/0!
Other Reserves			-	-	-	-
Total Non-Operating Appropriations	1,176,600	1,034,500	-	2,211,100	(390,692)	-15.0%
TOTAL APPROPRIATIONS	5,995,000	5,176,000	-	11,171,000	345,646	3.2%
<b>ACCUMULATED DEFICIT</b>			-	10,825,354	345,646	3.2%
<b>TOTAL APPROPRIATIONS &amp; ACCUMULATED DEFICIT</b>	5,995,000	5,176,000	-	-	-	-
<b>UNRESTRICTED NET POSITION UTILIZED</b>			300,000	300,000	-	0.0%
Municipality/County Appropriation	100,000	200,000	-	-	-	#DIV/0!
Other			300,000	300,000	-	0.0%
Total Unrestricted Net Position Utilized	100,000	200,000	-	10,525,354	345,646	3.3%
<b>TOTAL NET APPROPRIATIONS</b>	\$ 5,895,000	\$ 4,976,000	\$ -	\$ 10,871,000	\$ -	\$ -

\* Miscellaneous line items may not exceed 5% of total operating appropriations shown below. If amount in miscellaneous is greater than the amount shown below, then the line item must be itemized above.

5% of Total Operating Appropriations \$ 240,920.00 \$ 207,075.00 \$ - \$ - \$ - \$ - \$ 447,995.00



**Willingboro Municipal Utilities Authority**

For the Period      January 1, 2016      to      December 31, 2016

	<i>Proposed Budget</i>			<i>Adopted Budget</i>	<i>\$ Increase (Decrease) Proposed vs. Adopted</i>	<i>% Increase (Decrease) Proposed vs. Adopted</i>
	<i>Water</i>	<i>Sewer</i>	<i>Total All Operations</i>	<i>Total All Operations</i>	<i>All Operations</i>	<i>All Operations</i>
<i>Cost of Providing Services - Other (List)</i>						
Equipment & Vehicle Maintenance	135,000	90,000	225,000	217,000	8,000	3.7%
Permits and Fees	32,000	82,000	114,000	109,000	5,000	4.6%
Lab Tests & Analysis	26,800		26,800	20,000	6,800	34.0%
Sludge Disposal Fees		190,000	190,000	190,000	-	0.0%
System Maint		55,000	55,000	55,000	-	0.0%
Total COPS - Other Supplemental Info	193,800	417,000	610,800	591,000	19,800	3.4%

# 2015 Adopted Appropriations Schedule

## Willingboro Municipal Utilities Authority

	Adopted Budget				Total All Operations
	Water	Sewer			
<b>OPERATING APPROPRIATIONS</b>					
Administration - Personnel					\$ 626,622
Salary & Wages	\$ 313,311	\$ 313,311			394,750
Fringe Benefits	197,375	197,375			1,021,372
Total Administration - Personnel	510,686	510,686	-	-	
Administration - Other (List)					85,000
Engineer Fees	42,500	42,500			65,000
Legal Fees	32,500	32,500			55,000
Trustee Fees	27,500	27,500			27,908
NJEIT Admin Fee	5,668	22,240			286,592
Miscellaneous Administration*	151,582	135,010			519,500
Total Administration - Other	259,750	259,750	-	-	1,540,872
Total Administration	770,436	770,436	-	-	
Cost of Providing Services - Personnel					2,073,119
Salary & Wages	1,104,897	968,222			1,147,275
Fringe Benefits	590,812	556,463			3,220,394
Total COPS - Personnel	1,695,709	1,524,685	-	-	
Cost of Providing Services - Other (List)					255,000
Insurance	145,000	110,000			734,750
Electricity	433,000	301,750			282,500
Chemicals	192,000	90,500			591,000
Other (See Page F-5a)	182,000	409,000			327,250
Miscellaneous COPS*	167,750	159,500			2,190,500
Total COPS - Other	1,119,750	1,070,750	-	-	5,410,894
Total Cost of Providing Services	2,815,459	2,595,435	-	-	
Total Principal Payments on Debt Service in Lieu of Depreciation	610,168	661,628	-	-	1,271,796
Total Operating Appropriations	4,196,063	4,027,499	-	-	8,223,562
<b>NON-OPERATING APPROPRIATIONS</b>					414,156
Total Interest Payments on Debt	235,323	178,833	-	-	-
Operations & Maintenance Reserve					1,887,636
Renewal & Replacement Reserve	1,271,864	615,772			300,000
Municipality/County Appropriation	100,000	200,000			-
Other Reserves					2,601,792
Total Non-Operating Appropriations	1,607,187	994,605	-	-	10,825,354
<b>TOTAL APPROPRIATIONS</b>	5,803,250	5,022,104	-	-	-
<b>ACCUMULATED DEFICIT</b>					10,825,354
<b>TOTAL APPROPRIATIONS &amp; ACCUMULATED DEFICIT</b>	5,803,250	5,022,104	-	-	-
<b>UNRESTRICTED NET POSITION UTILIZED</b>					300,000
Municipality/County Appropriation	100,000	200,000	-	-	-
Other					300,000
Total Unrestricted Net Position Utilized	100,000	200,000	-	-	-
<b>TOTAL NET APPROPRIATIONS</b>	\$ 5,703,250	\$ 4,822,104	\$ -	\$ -	\$ -

\* Miscellaneous line items may not exceed 5% of total operating appropriations shown below. If amount in miscellaneous is greater than the amount shown below, then the line item must be itemized above.

5% of Total Operating Appropriations \$ 209,803.15 \$ 201,374.95 \$ - \$ - \$ - \$ - \$ 411,178.10

Willingboro Municipal Utilities Authority

	<i>Adopted Budget</i>				
	Water	Sewer			Total All Operations
<b>OPERATING APPROPRIATIONS</b>					
<i>Cost of Providing Services - Other (List)</i>					217,000
Equipment & Vehicle Maintenance	135,000	82,000			109,000
Permits and Fees	27,000	82,000			20,000
Lab Tests & Analysis	20,000				190,000
Sludge Disposal Fees		190,000			55,000
System Maint		55,000			
Total COPS - Other Supplemental Info	182,000	409,000	-	-	-
					591,000

**Willingboro Municipal Utilities Authority**

Indicate the Authority's most recent bond rating and the year of the rating by ratings service.

Year of Last Rating

Payment Date	Total Water and Sewer				Water			Sewer		
	Principal	Interest	Total	Admin Fee	Principal	Interest	Total	Principal	Interest	Total
1/1/2016	-	-	-	-	-	-	-	-	-	-
2/1/2016	156,108.14	106,290.63	262,398.77	19,302.26	37,713.46	17,337.50	55,050.96	118,394.68	88,953.13	207,347.81
7/1/2016	-	-	-	-	-	-	-	-	-	-
8/1/2016	602,526.86	106,290.63	708,817.49	19,302.26	120,426.95	17,337.50	137,764.45	482,099.91	88,953.13	571,053.04
2016 CashTotal	758,635.00	212,581.26	971,216.26	38,604.52	158,140.41	34,675.00	192,815.41	600,494.59	177,906.26	778,400.85
1/1/2017	-	-	-	-	-	-	-	-	-	-
2/1/2017	154,674.12	100,190.63	254,864.75	19,302.26	37,713.46	16,312.50	54,025.96	116,960.66	83,878.13	200,838.79
7/1/2017	-	-	-	-	-	-	-	-	-	-
8/1/2017	619,111.82	100,190.63	719,302.45	19,302.26	125,426.95	16,312.50	141,739.45	493,684.87	83,878.13	577,563.00
2017 CashTotal	773,785.94	200,381.26	974,167.20	38,604.52	163,140.41	32,625.00	195,765.41	610,646.53	167,756.26	778,401.79
1/1/2018	-	-	-	-	-	-	-	-	-	-
2/1/2018	153,164.63	93,315.63	246,480.26	19,302.26	37,713.46	15,062.50	52,775.96	115,451.17	78,253.13	193,704.30
7/1/2018	-	-	-	-	-	-	-	-	-	-
8/1/2018	635,621.31	93,315.63	728,936.94	13,898.13	125,426.95	15,062.50	140,489.45	510,194.36	78,253.13	588,447.49
2018 CashTotal	788,785.94	186,631.26	975,417.20	33,200.39	163,140.41	30,125.00	193,265.41	625,645.53	156,506.26	782,151.79
1/1/2019	-	-	-	-	-	-	-	-	-	-
2/1/2019	151,579.67	86,065.63	237,645.30	13,898.13	37,713.46	13,812.50	51,525.96	113,866.21	72,253.13	186,119.34
7/1/2019	-	-	-	-	-	-	-	-	-	-
8/1/2019	647,055.33	86,065.63	733,120.96	9,720.00	125,426.95	13,812.50	139,239.45	521,628.38	72,253.13	593,881.51
2019 CashTotal	798,635.00	172,131.26	970,766.26	23,618.13	163,140.41	27,625.00	190,765.41	635,494.59	144,506.26	780,000.85
1/1/2020	-	-	-	-	-	-	-	-	-	-
2/1/2020	149,836.21	79,028.13	228,864.34	9,720.00	37,713.46	12,712.50	50,425.96	112,122.75	66,315.63	178,438.38
7/1/2020	-	-	-	-	-	-	-	-	-	-
8/1/2020	681,349.83	79,028.13	760,377.96	9,720.00	135,426.95	12,712.50	148,139.45	545,922.88	66,315.63	612,238.51
2020 CashTotal	831,186.04	158,056.26	989,242.30	19,440.00	173,140.41	25,425.00	198,565.41	658,045.63	132,631.26	790,676.89
1/1/2021	-	-	-	-	-	-	-	-	-	-
2/1/2021	147,843.68	70,478.13	218,321.81	9,720.00	37,713.46	11,212.50	48,925.96	110,130.22	59,265.63	169,395.85
7/1/2021	-	-	-	-	-	-	-	-	-	-
8/1/2021	697,378.28	70,478.13	767,856.41	9,720.00	140,426.95	11,212.50	151,639.45	556,949.33	59,265.63	616,214.96
2021 CashTotal	845,219.96	140,956.26	986,176.22	19,440.00	178,140.41	22,425.00	200,565.41	667,079.55	118,531.26	785,610.81
1/1/2022	-	-	-	-	-	-	-	-	-	-
2/1/2022	145,768.13	62,890.63	208,658.76	9,720.00	37,713.46	9,937.50	47,650.96	108,054.67	52,953.13	161,007.80
7/1/2022	-	-	-	-	-	-	-	-	-	-
8/1/2022	703,319.71	62,890.63	766,210.34	9,720.00	140,426.95	9,937.50	150,364.45	582,892.76	52,953.13	635,845.89
2022 CashTotal	849,087.84	125,781.26	974,869.10	19,440.00	178,140.41	19,875.00	198,015.41	670,947.43	105,906.26	776,853.69
1/1/2023	-	-	-	-	-	-	-	-	-	-
2/1/2023	143,609.56	54,490.63	198,100.19	9,720.00	37,713.46	8,487.50	46,200.96	105,896.10	46,003.13	151,899.23
7/1/2023	-	-	-	-	-	-	-	-	-	-
8/1/2023	732,199.10	54,490.63	786,689.73	9,720.00	140,426.95	8,487.50	148,914.45	591,772.15	46,003.13	637,775.28
2023 CashTotal	875,808.66	108,981.26	984,789.92	19,440.00	178,140.41	16,975.00	195,115.41	697,668.26	92,006.26	789,674.51
1/1/2024	-	-	-	-	-	-	-	-	-	-
2/1/2024	146,284.95	45,465.63	191,750.58	9,720.00	42,713.46	7,037.50	49,750.96	103,571.49	38,428.13	141,999.62
7/1/2024	-	-	-	-	-	-	-	-	-	-
8/1/2024	707,893.46	45,465.63	753,359.09	9,720.00	105,426.95	7,037.50	112,464.45	602,466.51	38,428.13	640,894.64
2024 CashTotal	854,178.41	90,931.26	945,109.67	19,440.00	148,140.41	14,075.00	162,215.41	706,038.00	76,856.26	782,894.26
1/1/2025	-	-	-	-	-	-	-	-	-	-
2/1/2025	139,096.19	37,165.63	176,261.82	8,775.00	37,713.46	6,187.50	43,900.96	101,382.73	30,978.13	132,360.86
7/1/2025	-	-	-	-	-	-	-	-	-	-
8/1/2025	676,742.66	37,165.63	713,908.29	8,775.00	105,426.95	6,187.50	111,614.45	571,315.71	30,978.13	602,293.84
2025 CashTotal	815,838.85	74,331.26	890,170.11	17,550.00	143,140.41	12,375.00	155,515.41	672,698.44	61,956.26	734,654.70
1/1/2026	-	-	-	-	-	-	-	-	-	-
2/1/2026	136,758.48	30,190.63	166,947.11	6,097.50	37,713.46	5,587.50	43,300.96	99,043.02	24,603.13	123,646.15
7/1/2026	-	-	-	-	-	-	-	-	-	-
8/1/2026	622,421.93	30,190.63	652,612.56	6,097.50	105,426.95	5,587.50	111,014.45	516,994.98	24,603.13	541,598.11
2026 CashTotal	759,178.41	60,381.26	819,559.67	12,195.00	143,140.41	11,175.00	154,315.41	616,038.00	49,206.26	665,244.26
1/1/2027	-	-	-	-	-	-	-	-	-	-
2/1/2027	134,341.30	24,281.63	158,622.93	6,097.50	37,713.46	4,978.50	42,691.96	96,627.84	19,303.13	115,930.97
7/1/2027	-	-	-	-	-	-	-	-	-	-
8/1/2027	641,044.71	24,281.63	665,326.34	6,097.50	105,426.95	4,978.50	110,405.45	535,817.76	19,303.13	554,920.89
2027 CashTotal	775,386.01	48,563.26	823,949.27	12,195.00	143,140.41	9,957.00	153,097.41	632,245.60	38,606.26	670,851.86
1/1/2028	-	-	-	-	-	-	-	-	-	-
2/1/2028	131,775.17	18,240.63	150,015.80	6,097.50	37,713.46	4,462.50	42,175.96	94,061.71	13,778.13	107,839.84
7/1/2028	-	-	-	-	-	-	-	-	-	-
8/1/2028	654,516.74	18,240.63	672,757.37	6,097.50	105,426.95	4,462.50	109,889.45	549,089.79	13,778.13	562,867.92
2028 CashTotal	786,291.91	36,481.26	822,773.17	12,195.00	143,140.41	8,925.00	152,065.41	643,151.50	27,556.26	670,707.76
1/1/2029	-	-	-	-	-	-	-	-	-	-
2/1/2029	129,058.09	11,940.63	140,998.72	2,752.50	37,713.46	3,937.50	41,650.96	91,344.63	8,003.13	99,347.76
7/1/2029	-	-	-	-	-	-	-	-	-	-
8/1/2029	378,118.50	11,940.63	390,059.13	2,752.50	115,427.24	3,937.50	119,364.74	262,689.26	8,003.13	270,692.39
2029 CashTotal	507,176.59	23,881.26	531,057.85	5,505.00	153,140.70	7,875.00	161,015.70	354,033.89	16,006.26	370,040.15

Payment Date	Total Water and Sewer				Water			Sewer		
	Principal	Interest	Total	Admin Fee	Principal	Interest	Total	Principal	Interest	Total
1/1/2030	-	-	-	-	-	-	-	-	-	-
2/1/2030	86,683.42	9,890.63	96,574.05	2,752.50	26,653.29	3,237.50	29,890.79	60,030.13	6,653.13	66,683.26
7/1/2030	-	-	-	-	-	-	-	-	-	-
8/1/2030	293,366.86	9,890.63	303,257.49	2,752.50	93,306.60	3,237.50	96,544.10	200,060.26	6,653.13	206,713.39
2030 CashTotal	380,050.28	19,781.26	399,831.54	5,505.00	119,959.89	6,475.00	126,434.89	260,090.39	13,306.26	273,396.65
1/1/2031	-	-	-	-	-	-	-	-	-	-
2/1/2031	86,683.42	7,840.63	94,524.05	2,752.50	26,653.29	2,537.50	29,190.79	60,030.13	5,303.13	65,333.26
7/1/2031	-	-	-	-	-	-	-	-	-	-
8/1/2031	298,366.86	7,840.63	306,207.49	2,752.50	93,306.60	2,537.50	95,844.10	205,060.26	5,303.13	210,363.39
2031 CashTotal	385,050.28	15,681.26	400,731.54	5,505.00	119,959.89	5,075.00	125,034.89	265,090.39	10,606.26	275,696.65
1/1/2032	-	-	-	-	-	-	-	-	-	-
2/1/2032	86,683.42	5,690.63	92,374.05	2,752.50	26,653.29	1,837.50	28,490.79	60,030.13	3,853.13	63,883.26
7/1/2032	-	-	-	-	-	-	-	-	-	-
8/1/2032	303,366.86	5,690.63	309,057.49	2,752.50	93,306.60	1,837.50	95,144.10	210,060.26	3,853.13	213,913.39
2032 CashTotal	390,050.28	11,381.26	401,431.54	5,505.00	119,959.89	3,675.00	123,634.89	270,090.39	7,706.26	277,796.65
1/1/2033	-	-	-	-	-	-	-	-	-	-
2/1/2033	86,683.42	3,418.75	90,102.17	2,752.50	26,653.29	1,125.00	27,778.29	60,030.13	2,293.75	62,323.88
7/1/2033	-	-	-	-	-	-	-	-	-	-
8/1/2033	303,367.24	3,418.75	306,785.99	2,752.50	93,306.90	1,125.00	94,431.90	210,060.34	2,293.75	212,354.09
2033 CashTotal	390,050.66	6,837.50	396,888.16	5,505.00	119,960.19	2,250.00	122,210.19	270,090.47	4,587.50	274,677.97
1/1/2034	-	-	-	-	-	-	-	-	-	-
2/1/2034	31,726.04	1,100.00	32,826.04	1,170.00	11,790.79	400.00	12,190.79	19,935.25	700.00	20,635.25
7/1/2034	-	-	-	-	-	-	-	-	-	-
8/1/2034	118,452.53	1,100.00	119,552.53	1,170.00	43,581.78	400.00	43,981.78	74,870.75	700.00	75,570.75
2034 CashTotal	150,178.57	2,200.00	152,378.57	2,340.00	55,372.57	800.00	56,172.57	94,806.00	1,400.00	96,206.00
	12,714,572.63	1,695,950.92	14,410,523.55	315,227.56	2,764,178.46	292,407.00	3,056,585.46	9,950,394.17	1,403,543.92	11,353,938.09

Payment Date	Water Sewer 100%		Water Sewer 100%		Water Sewer 100%		Water Sewer 100%		Water Sewer 100%	
	2008 NJEIT Trust		2008 NJEIT Trust		2010 NJEIT CW Trust		2010 NJEIT CW Fund		2010 NJEIT DW Trust	
	Principal	Interest	Principal	Admin Fee	Principal	Interest	Principal	Admin Fee	Principal	Interest
1/1/2016						19,175.00	31,314.50	2,677.50		5,625.00
2/1/2016		44,800.00	27,050.05	3,345.00						
7/1/2016					75,000.00	19,175.00	62,629.00	2,677.50	25,000.00	5,625.00
8/1/2016	95,000	44,800.00	84,410.65	3,345.00						
2016 CashTotal						17,300.00	31,314.50	2,677.50		5,000.00
1/1/2017		42,425.00	25,616.03	3,345.00						
2/1/2017									30,000.00	5,000.00
7/1/2017					80,000.00	17,300.00	62,629.00	2,677.50		
8/1/2017	100,000	42,425.00	85,995.61	3,345.00						
2017 CashTotal						15,300.00	31,314.50	2,677.50		4,250.00
1/1/2018		39,925.00	24,106.54	3,345.00						
2/1/2018									30,000.00	4,250.00
7/1/2018					85,000.00	15,300.00	62,629.00	2,677.50		
8/1/2018	105,000	39,925.00	87,505.10	3,345.00						
2018 CashTotal						13,175.00	31,314.50	2,677.50		3,500.00
1/1/2019		37,300.00	22,521.58	3,345.00						
2/1/2019									30,000.00	3,500.00
7/1/2019					90,000.00	13,175.00	62,629.00	2,677.50		
8/1/2019	110,000	37,300.00	88,939.12	3,345.00						
2019 CashTotal						11,375.00	31,314.50	2,677.50		2,900.00
1/1/2020		34,412.50	20,778.12	3,345.00						
2/1/2020									35,000.00	2,900.00
7/1/2020					95,000.00	11,375.00	62,629.00	2,677.50		
8/1/2020	120,000	34,412.50	93,233.62	3,345.00						
2020 CashTotal						9,000.00	31,314.50	2,677.50		2,025.00
1/1/2021		31,112.50	18,785.59	3,345.00						
2/1/2021									35,000.00	2,025.00
7/1/2021					100,000.00	9,000.00	62,629.00	2,677.50		
8/1/2021	125,000	31,112.50	94,260.07	3,345.00						
2021 CashTotal						7,500.00	31,314.50	2,677.50		1,500.00
1/1/2022		27,675.00	16,710.04	3,345.00						
2/1/2022									35,000.00	1,500.00
7/1/2022					100,000.00	7,500.00	62,629.00	2,677.50		
8/1/2022	130,000	27,675.00	95,203.50	3,345.00						
2022 CashTotal						5,500.00	31,314.50	2,677.50		800.00
1/1/2023		24,100.00	14,551.47	3,345.00						
2/1/2023									35,000.00	800.00
7/1/2023					105,000.00	5,500.00	62,629.00	2,677.50		
8/1/2023	140,000	24,100.00	99,082.89	3,345.00						
2023 CashTotal						3,400.00	31,314.50	2,677.50	5,000.00	100.00
1/1/2024		20,250.00	12,226.86	3,345.00						
2/1/2024										100.00
7/1/2024					110,000.00	3,400.00	62,629.00	2,677.50		
8/1/2024	145,000	20,250.00	99,777.25	3,345.00						
2024 CashTotal						1,200.00	31,314.50	2,677.50		
1/1/2025		16,625.00	10,038.10	3,345.00						
2/1/2025										
7/1/2025					60,000.00	1,200.00	62,629.00	2,677.50		
8/1/2025	155,000	16,625.00	103,626.45	3,345.00						
2025 CashTotal							31,314.50			
1/1/2026		12,750.00	7,698.39	3,345.00						
2/1/2026							62,629.00			
7/1/2026										
8/1/2026	160,000	12,750.00	104,305.72	3,345.00						
2026 CashTotal							31,314.50			
1/1/2027		8,750.00	5,283.21	3,345.00						
2/1/2027							62,629.00			
7/1/2027										
8/1/2027	170,000	8,750.00	107,928.50	3,345.00						
2027 CashTotal							31,314.50			
1/1/2028		4,500.00	2,717.08	3,345.00						
2/1/2028							62,629.00			
7/1/2028										
8/1/2028	180,000	4,500.00	111,400.53	3,345.00						
2028 CashTotal							31,314.50			
1/1/2029										
2/1/2029							62,629.00			
7/1/2029										
8/1/2029										
2029 CashTotal										

Payment Date	Water Sewer 100%		Water Sewer 100%		Water Sewer 100%		Water Sewer 100%		Water Sewer 100%	
	2008 NJEIT Trust		2008 NJEIT Trust		2010 NJEIT CW Trust		2010 NJEIT CW Fund		2010 NJEIT DW Trust	
	<u>Principal</u>	<u>Interest</u>	<u>Principal</u>	<u>Admin Fee</u>	<u>Principal</u>	<u>Interest</u>	<u>Principal</u>	<u>Admin Fee</u>	<u>Principal</u>	<u>Interest</u>
1/1/2030										
2/1/2030										
7/1/2030										
8/1/2030										
2030 CashTotal										
1/1/2031										
2/1/2031										
7/1/2031										
8/1/2031										
2031 CashTotal										
1/1/2032										
2/1/2032										
7/1/2032										
8/1/2032										
2032 CashTotal										
1/1/2033										
2/1/2033										
7/1/2033										
8/1/2033										
2033 CashTotal										
1/1/2034										
2/1/2034										
7/1/2034										
8/1/2034										
2034 CashTotal										
	2,000,000.00	984,800.00	1,802,209.78	107,040.00	1,235,000.00	549,252.50	5,260,836.00		380,000.00	168,103.75



Payment Date	Water Sewer 100%		Water Sewer 100%		Water Sewer 100%		Water Sewer 100%		Water Sewer 100%	
	2010 NJEIT DW Fund		2014 NJEIT CW Trust		2014 NJEIT CW Fund		2014 NJEIT DW Trust		2014 NJEIT DW Fund	
	Principal	Admin Fee	Principal	Interest	Principal	Admin Fee	Principal	Interest	Principal	Admin Fee
1/1/2016				14,028.13	40,094.88	5,097.63		5,212.50	14,862.50	1,889.00
2/1/2016	11,060.17	945.00								
7/1/2016				14,028.13	80,189.76	5,097.63	10,000.00	5,212.50	29,725.01	1,889.00
8/1/2016	22,120.35	945.00	30,000.00							
2016 CashTotal								5,062.50	14,862.50	1,889.00
1/1/2017				13,578.13	40,094.88	5,097.63				
2/1/2017	11,060.17	945.00								
7/1/2017				13,578.13	80,189.76	5,097.63	10,000.00	5,062.50	29,725.01	1,889.00
8/1/2017	22,120.35	945.00	30,000.00							
2017 CashTotal								4,812.50	14,862.50	1,889.00
1/1/2018				12,828.13	40,094.88	5,097.63				
2/1/2018	11,060.17	945.00								
7/1/2018				12,828.13	80,189.76	1,155.00	10,000.00	4,812.50	29,725.01	427.50
8/1/2018	22,120.35	945.00	30,000.00							
2018 CashTotal								4,562.50	14,862.50	427.50
1/1/2019				12,078.13	40,094.88	1,155.00				
2/1/2019	11,060.17	945.00								
7/1/2019				12,078.13	80,189.76	1,155.00	10,000.00	4,562.50	29,725.01	427.50
8/1/2019	22,120.35	945.00	30,000.00							
2019 CashTotal								4,312.50	14,862.50	427.50
1/1/2020				11,328.13	40,094.88	1,155.00				
2/1/2020	11,060.17	945.00								
7/1/2020				11,328.13	80,189.76	1,155.00	15,000.00	4,312.50	29,725.01	427.50
8/1/2020	22,120.35	945.00	35,000.00							
2020 CashTotal								3,937.50	14,862.50	427.50
1/1/2021				10,453.13	40,094.88	1,155.00				
2/1/2021	11,060.17	945.00								
7/1/2021				10,453.13	80,189.76	1,155.00	15,000.00	3,937.50	29,725.01	427.50
8/1/2021	22,120.35	945.00	35,000.00							
2021 CashTotal								3,562.50	14,862.50	427.50
1/1/2022				9,578.13	40,094.88	1,155.00				
2/1/2022	11,060.17	945.00								
7/1/2022				9,578.13	80,189.76	1,155.00	15,000.00	3,562.50	29,725.01	427.50
8/1/2022	22,120.35	945.00	35,000.00							
2022 CashTotal								3,187.50	14,862.50	427.50
1/1/2023				8,703.13	40,094.88	1,155.00				
2/1/2023	11,060.17	945.00								
7/1/2023				8,703.13	80,189.76	1,155.00	15,000.00	3,187.50	29,725.01	427.50
8/1/2023	22,120.35	945.00	40,000.00							
2023 CashTotal								2,812.50	14,862.50	427.50
1/1/2024				7,703.13	40,094.88	1,155.00				
2/1/2024	11,060.17	945.00								
7/1/2024				7,703.13	80,189.76	1,155.00	15,000.00	2,812.50	29,725.01	427.50
8/1/2024	22,120.35	945.00	40,000.00							
2024 CashTotal								2,437.50	14,862.50	427.50
1/1/2025				6,703.13	40,094.88	1,155.00				
2/1/2025	11,060.17	945.00								
7/1/2025			45,000.00	6,703.13	80,189.76	1,155.00	15,000.00	2,437.50	29,725.01	427.50
8/1/2025	22,120.35									
2025 CashTotal								2,212.50	14,862.50	427.50
1/1/2026				6,028.13	40,094.88	1,155.00				
2/1/2026	11,060.17	945.00								
7/1/2026			45,000.00	6,028.13	80,189.76	1,155.00	15,000.00	2,212.50	29,725.01	427.50
8/1/2026	22,120.35									
2026 CashTotal								1,978.50	14,862.50	427.50
1/1/2027				5,353.13	40,094.88	1,155.00				
2/1/2027	11,060.17	945.00								
7/1/2027			45,000.00	5,353.13	80,189.76	1,155.00	15,000.00	1,978.50	29,725.01	427.50
8/1/2027	22,120.35									
2027 CashTotal								1,762.50	14,862.50	427.50
1/1/2028				4,678.13	40,094.88	1,155.00				
2/1/2028	11,060.17	945.00								
7/1/2028			45,000.00	4,678.13	80,189.76	1,155.00	15,000.00	1,762.50	29,725.01	427.50
8/1/2028	22,120.35									
2028 CashTotal								1,537.50	14,862.50	427.50
1/1/2029				4,003.13	40,094.88	1,155.00				
2/1/2029	11,060.17	945.00								
7/1/2029			50,000.00	4,003.13	80,189.76	1,155.00	20,000.00	1,537.50	29,725.01	427.50
8/1/2029	22,120.64									
2029 CashTotal										

Payment Date	Water 100%		Water 100%		Water 100%		Water 100%		Water 100%	
	Sewer		Sewer		Sewer		Sewer		Sewer	
	2010 NJEIT DW Fund		2014 NJEIT CW Trust		2014 NJEIT CW Fund		2014 NJEIT DW Trust		2014 NJEIT DW Fund	
	Principal	Admin Fee	Principal	Interest	Principal	Admin Fee	Principal	Interest	Principal	Admin Fee
1/1/2030										
2/1/2030				3,253.13	40,094.88	1,155.00		1,237.50	14,862.50	427.50
7/1/2030										
8/1/2030			50,000.00	3,253.13	80,189.76	1,155.00	20,000.00	1,237.50	29,725.01	427.50
<b>2030 CashTotal</b>										
1/1/2031										
2/1/2031				2,503.13	40,094.88	1,155.00		937.50	14,862.50	427.50
7/1/2031										
8/1/2031			50,000.00	2,503.13	80,189.76	1,155.00	20,000.00	937.50	29,725.01	427.50
<b>2031 CashTotal</b>										
1/1/2032										
2/1/2032				1,753.13	40,094.88	1,155.00		637.50	14,862.50	427.50
7/1/2032										
8/1/2032			55,000.00	1,753.13	80,189.76	1,155.00	20,000.00	637.50	29,725.01	427.50
<b>2032 CashTotal</b>										
1/1/2033										
2/1/2033				893.75	40,094.88	1,155.00		325.00	14,862.50	427.50
7/1/2033										
8/1/2033			55,000.00	893.75	80,189.84	1,155.00	20,000.00	325.00	29,725.31	427.50
<b>2033 CashTotal</b>										
1/1/2034										
2/1/2034										
7/1/2034										
8/1/2034										
<b>2034 CashTotal</b>										
	<u>619,370.00</u>	<u>275,725.00</u>	<u>770,000.00</u>	<u>307,701.92</u>	<u>2,365,598.00</u>	<u>76,586.04</u>	<u>285,000.00</u>	<u>114,761.17</u>	<u>876,888.00</u>	<u>28,364.50</u>

Payment Date	Water Sewer		Water Sewer		Water Sewer		Water Sewer	
	100%		100%		100%		100%	
	2015 NJEIT CW Trust		2015 NJEIT CW Fund		2015 NJEIT DW Trust		2015 NJEIT DW Fund	
	Principal	Interest	Principal	Admin Fee	Principal	Interest	Principal	Admin Fee
1/1/2016			19,935.25	3,360.38		6,500.00	11,790.79	1,987.75
2/1/2016		10,950.00						
7/1/2016			39,870.50	3,360.38	10,000.00	6,500.00	23,581.59	1,987.75
8/1/2016	15,000.00	10,950.00						
2016 CashTotal						6,250.00	11,790.79	1,987.75
1/1/2017		10,575.00	19,935.25	3,360.38				
2/1/2017								
7/1/2017			39,870.50	3,360.38	10,000.00	6,250.00	23,581.59	1,987.75
8/1/2017	15,000.00	10,575.00						
2017 CashTotal						6,000.00	11,790.79	1,987.75
1/1/2018		10,200.00	19,935.25	3,360.38				
2/1/2018								
7/1/2018			39,870.50	3,360.38	10,000.00	6,000.00	23,581.59	1,987.75
8/1/2018	20,000.00	10,200.00						
2018 CashTotal						5,750.00	11,790.79	1,987.75
1/1/2019		9,700.00	19,935.25	3,360.38				
2/1/2019								
7/1/2019			39,870.50	735.00	10,000.00	5,750.00	23,581.59	435.00
8/1/2019	20,000.00	9,700.00						
2019 CashTotal						5,500.00	11,790.79	435.00
1/1/2020		9,200.00	19,935.25	735.00				
2/1/2020								
7/1/2020			39,870.50	735.00	10,000.00	5,500.00	23,581.59	435.00
8/1/2020	20,000.00	9,200.00						
2020 CashTotal						5,250.00	11,790.79	435.00
1/1/2021		8,700.00	19,935.25	735.00				
2/1/2021								
7/1/2021			39,870.50	735.00	15,000.00	5,250.00	23,581.59	435.00
8/1/2021	20,000.00	8,700.00						
2021 CashTotal						4,875.00	11,790.79	435.00
1/1/2022		8,200.00	19,935.25	735.00				
2/1/2022								
7/1/2022			39,870.50	735.00	15,000.00	4,875.00	23,581.59	435.00
8/1/2022	20,000.00	8,200.00						
2022 CashTotal						4,500.00	11,790.79	435.00
1/1/2023		7,700.00	19,935.25	735.00				
2/1/2023								
7/1/2023			39,870.50	735.00	15,000.00	4,500.00	23,581.59	435.00
8/1/2023	25,000.00	7,700.00						
2023 CashTotal						4,125.00	11,790.79	435.00
1/1/2024		7,075.00	19,935.25	735.00				
2/1/2024								
7/1/2024			39,870.50	735.00	15,000.00	4,125.00	23,581.59	435.00
8/1/2024	25,000.00	7,075.00						
2024 CashTotal						3,750.00	11,790.79	435.00
1/1/2025		6,450.00	19,935.25	735.00				
2/1/2025								
7/1/2025			39,870.50	735.00	15,000.00	3,750.00	23,581.59	435.00
8/1/2025	25,000.00	6,450.00						
2025 CashTotal						3,375.00	11,790.79	435.00
1/1/2026		5,825.00	19,935.25	735.00				
2/1/2026								
7/1/2026			39,870.50	735.00	15,000.00	3,375.00	23,581.59	435.00
8/1/2026	25,000.00	5,825.00						
2026 CashTotal						3,000.00	11,790.79	435.00
1/1/2027		5,200.00	19,935.25	735.00				
2/1/2027								
7/1/2027			39,870.50	735.00	15,000.00	3,000.00	23,581.59	435.00
8/1/2027	30,000.00	5,200.00						
2027 CashTotal						2,700.00	11,790.79	435.00
1/1/2028		4,600.00	19,935.25	735.00				
2/1/2028								
7/1/2028			39,870.50	735.00	15,000.00	2,700.00	23,581.59	435.00
8/1/2028	30,000.00	4,600.00						
2028 CashTotal						2,400.00	11,790.79	435.00
1/1/2029		4,000.00	19,935.25	735.00				
2/1/2029								
7/1/2029			39,870.50	735.00	20,000.00	2,400.00	23,581.59	435.00
8/1/2029	30,000.00	4,000.00						
2029 CashTotal								

Payment Date	Water Sewer 100%		Water Sewer 100%		Water Sewer 100%		Water Sewer 100%	
	2015 NJEIT CW Trust		2015 NJEIT CW Fund		2015 NJEIT DW Trust		2015 NJEIT DW Fund	
	Principal	Interest	Principal	Admin Fee	Principal	Interest	Principal	Admin Fee
1/1/2030			19,935.25	735.00		2,000.00	11,790.79	435.00
2/1/2030		3,400.00						
7/1/2030			39,870.50	735.00	20,000.00	2,000.00	23,581.59	435.00
8/1/2030	30,000.00	3,400.00						
2030 CashTotal								
1/1/2031			19,935.25	735.00		1,600.00	11,790.79	435.00
2/1/2031		2,800.00						
7/1/2031			39,870.50	735.00	20,000.00	1,600.00	23,581.59	435.00
8/1/2031	35,000.00	2,800.00						
2031 CashTotal								
1/1/2032			19,935.25	735.00		1,200.00	11,790.79	435.00
2/1/2032		2,100.00						
7/1/2032			39,870.50	735.00	20,000.00	1,200.00	23,581.59	435.00
8/1/2032	35,000.00	2,100.00						
2032 CashTotal								
1/1/2033			19,935.25	735.00		800.00	11,790.79	435.00
2/1/2033		1,400.00						
7/1/2033			39,870.50	735.00	20,000.00	800.00	23,581.59	435.00
8/1/2033	35,000.00	1,400.00						
2033 CashTotal								
1/1/2034			19,935.25	735.00		400.00	11,790.79	435.00
2/1/2034		700.00						
7/1/2034			39,870.75	735.00	20,000.00	400.00	23,581.78	435.00
8/1/2034	35,000.00	700.00						
2034 CashTotal								
	490,000.00	243,207.50	1,176,180.00	49,668.04	290,000.00	143,308.33	695,657.00	29,387.00

# 5 Year Debt Service Schedule - Interest

Willingboro Municipal Utilities Authority

Fiscal Year Beginning in

	Current Year (2015)	Fiscal Year Beginning in							Total Interest Payments Outstanding
		2016	2017	2018	2019	2020	2021	Thereafter	
See Attached	\$ 235,323	\$ 34,675	\$ 32,625	\$ 30,125	\$ 27,625	\$ 25,425	\$ 22,425	\$ 119,507	\$ 292,407
2015 Refunding (Estimated)		202,925	176,682	145,010	105,604	64,449	21,729		716,399
2016 NJEIT Loan (Estimated)		63,000	124,740	123,467	122,194	119,648	117,102	1,636,263	2,306,414
2016 Notes (Estimated)		10,000	18,000	14,000	10,000	6,000	2,000		60,000
Total Interest Payments	235,323	310,600	352,047	312,602	265,423	215,522	163,256	1,755,770	3,375,220
See Attached	178,833	177,906	167,756	156,506	144,506	132,631	118,531	505,708	1,403,544
2015 Refunding (Estimated)		15,375	15,218	12,490	9,096	5,551	1,871		59,601
2016 NJEIT Loan (Estimated)		16,019	30,825	30,510	30,196	29,567	28,938	403,896	559,951
2016 Notes (Estimated)		10,000	18,000	14,000	10,000	6,000	2,000		60,000
Total Interest Payments	178,833	219,300	231,799	213,506	193,798	173,749	151,340	909,604	2,093,096
Debt Issuance #1	-	-	-	-	-	-	-	-	-
Debt Issuance #2	-	-	-	-	-	-	-	-	-
Debt Issuance #3	-	-	-	-	-	-	-	-	-
Debt Issuance #4	-	-	-	-	-	-	-	-	-
Total Interest Payments	-	-	-	-	-	-	-	-	-
Debt Issuance #1	-	-	-	-	-	-	-	-	-
Debt Issuance #2	-	-	-	-	-	-	-	-	-
Debt Issuance #3	-	-	-	-	-	-	-	-	-
Debt Issuance #4	-	-	-	-	-	-	-	-	-
Total Interest Payments	-	-	-	-	-	-	-	-	-
Debt Issuance #1	-	-	-	-	-	-	-	-	-
Debt Issuance #2	-	-	-	-	-	-	-	-	-
Debt Issuance #3	-	-	-	-	-	-	-	-	-
Debt Issuance #4	-	-	-	-	-	-	-	-	-
Total Interest Payments	-	-	-	-	-	-	-	-	-
Total Interest Payments	\$ 414,156	\$ 529,900	\$ 583,846	\$ 526,108	\$ 459,221	\$ 389,271	\$ 314,596	\$ 2,665,374	\$ 5,468,316

TOTAL INTEREST ALL OPERATIONS

# 2016 Net Position Reconciliation

Willingboro Municipal Utilities Authority  
For the Period January 1, 2016 to December 31, 2016

Proposed Budget			
	Water	Sewer	Total All Operations
<b>TOTAL NET POSITION BEGINNING OF CURRENT YEAR (1)</b>			
Less: Invested in Capital Assets, Net of Related Debt (1)	\$ 16,438,562	\$ 14,914,468	\$ 31,353,030
Less: Restricted for Debt Service Reserve (1)	13,425,473	7,775,202	21,200,675
Less: Other Restricted Net Position (1)	2,937,400	3,051,319	5,988,719
Total Unrestricted Net Position (1)	96,539	96,539	193,078
Less: Designated for Non-Operating Improvements & Repairs	(20,850)	3,991,408	3,970,558
Less: Designated for Rate Stabilization			-
Less: Other Designated by Resolution			-
Plus: Accrued Unfunded Pension Liability (1)			-
Plus: Accrued Unfunded Other Post-Employment Benefit Liability (1)	187,385	163,961	351,346
Plus: Estimated Income (Loss) on Current Year Operations (2)			-
Plus: Other Adjustments (attach schedule)			-
<b>UNRESTRICTED NET POSITION AVAILABLE FOR USE IN PROPOSED BUDGET</b>			
Unrestricted Net Position Utilized to Balance Proposed Budget	166,535	4,155,369	4,321,904
Unrestricted Net Position Utilized in Proposed Capital Budget	-	-	-
Appropriation to Municipality/County (3)	100,000	200,000	300,000
Total Unrestricted Net Position Utilized in Proposed Budget	100,000	200,000	300,000
<b>PROJECTED UNRESTRICTED UNDESIGNATED NET POSITION AT END OF YEAR</b>			
(4)	\$ 66,535	\$ 3,955,369	\$ - \$ - \$ - \$ 4,021,904

- (1) Total of all operations for this line item must agree to audited financial statements.
- (2) Include budgeted and unbudgeted use of unrestricted net position in the current year's operations.
- (3) Amount may not exceed 5% of total operating appropriations. See calculation below.  
Maximum Allowable Appropriation to Municipality/County \$ 240,920 \$ 207,075 \$ - \$ - \$ - \$ 447,995
- (4) If Authority is projecting a deficit for any operation at the end of the budget period, the Authority must attach a statement explaining its plan to reduce the deficit, including the timeline for elimination of the deficit, if not already detailed in the budget narrative section.

2016

WILLINGBORO MUNICIPAL  
UTILITIES AUTHORITY

AUTHORITY  
CAPITAL  
BUDGET/  
PROGRAM

# 2016 CERTIFICATION OF AUTHORITY CAPITAL BUDGET/PROGRAM


## WILLINGBORO MUNICIPAL UTILITIES AUTHORITY

FISCAL YEAR: FROM: January 1, 2016 TO: December 31, 2016

✓ It is hereby certified that the Authority Capital Budget/Program annexed hereto is a true copy of the Capital Budget/Program approved, pursuant to N.J.A.C. 5:31-2.2, along with the Annual Budget, by the governing body of the Willingboro Municipal Utilities Authority, on the on the 21<sup>st</sup> day of October, 2015.

OR

[ ] It is hereby certified that the governing body of the \_\_\_\_\_ Authority have elected NOT to adopt a Capital Budget /Program for the aforesaid fiscal year, pursuant to N.J.A.C. 5:31-2.2 for the following reason(s): \_\_\_\_\_

Officer's Signature:			
Name:	Andrew Weber		
Title:	Executive Director		
Address:	433 John F. Kennedy Way Willingboro NJ 08046-2119		
Phone Number:	609-877-2900	Fax Number:	609-835-4645
E-mail address	Andrew@wmua.info		



## 2016 CAPITAL BUDGET/PROGRAM MESSAGE

### WILLINGBORO MUNICIPAL UTILITIES AUTHORITY

**FISCAL YEAR:**    **FROM:**    January 1, 2016    **TO:**    December 31, 2016

1. Has each municipality or county affected by the actions of the authority participated in the development of the capital plan and reviewed or approved the plans or projects included within the Capital Budget/Program?

Yes

2. Has each capital project/project financing been developed from a specific capital improvement plan or report; does it include full lifecycle costs; and is it consistent with appropriate elements of Master Plans or other plans in the jurisdiction(s) served by the authority?

Yes

3. Has a long-term (10-20 years) infrastructure needs assessment or other capital plan with a horizon beyond six years been prepared?

Yes

4. Describe the projected impact of the proposed capital projects, including impact on the schedule of rates, fees, and service charges and the impact on current and future year's schedules.

The proposed capital projects will result in the Authority adjusting its current rate schedule.

5. Please indicate which capital projects/project financings are being undertaken in the Metropolitan or Suburban Planning Areas as defined in the State Development and Redevelopment Plan.

None

6. Please indicate which capital projects/project financings are being undertaken within the boundary of a State Planning Commission-designated Center and/or Endorsed Plan and if the project was included in the Plan Implementation Agenda for that Center/Endorsed Plan.

None

*Add additional sheets if necessary.*

# 2016 Proposed Capital Budget

Willingboro Municipal Utilities Authority  
For the Period January 1, 2016 to December 31, 2016

	Estimated Total Cost	Funding Sources			
		Unrestricted Net Position Utilized	Renewal & Replacement Reserve	Debt Authorization	Capital Grants Other Sources
<b>Water</b>			\$ 180,000	\$ 480,000	
Replacement of Piping	\$ 180,000				
Equipment & Valves	480,000		526,000	6,064,000	
Well & Tank Rehabilitation	6,590,000		60,000		
Admin Software & Equipment	60,000				
Total	7,310,000	-	766,000	6,544,000	-
<b>Sewer</b>				330,000	
Replacement of Piping	330,000				
Equipment & Valves	1,207,200			1,207,200	
Treatment Plant Improvements	1,388,000		555,200	832,800	
Admin Software & Equipment	60,000		60,000		
Total	2,985,200	-	615,200	2,370,000	-
Project A Description	-				
Project B Description	-				
Project C Description	-				
Project D Description	-				
Total	-				
Project A Description	-				
Project B Description	-				
Project C Description	-				
Project D Description	-				
Total	-				
Project A Description	-				
Project B Description	-				
Project C Description	-				
Project D Description	-				
Total	-				
Project A Description	-				
Project B Description	-				
Project C Description	-				
Project D Description	-				
Total	-				
Project A Description	-				
Project B Description	-				
Project C Description	-				
Project D Description	-				
Total	-				
<b>TOTAL PROPOSED CAPITAL BUDGET</b>	<b>\$ 10,295,200</b>		\$ 1,381,200	\$ 8,914,000	\$ -

Enter brief description of up to four projects for each operation above. For operations with more than four budgeted projects, please attach additional schedules. Input total amount of all projects for the operation on single line and enter "See Attached Schedule" instead of project description.

# 5 Year Capital Improvement Plan

Willingboro Municipal Utilities Authority  
For the Period January 1, 2016 to December 31, 2016

	Estimated Total Cost	Fiscal Year Beginning in					
		Current Year Proposed Budget	2017	2018	2019	2020	2021
<b>Water</b>							
Replacement of Piping	\$ 2,420,000	\$ 180,000	\$ 580,000	\$ 410,000	\$ 550,000	\$ 350,000	\$ 350,000
Equipment & Valves	4,221,000	480,000	127,000	3,233,000	155,000	100,000	126,000
Well & Tank Rehabilitation	33,817,000	6,590,000	12,374,000	3,613,000	1,420,000	7,670,000	2,150,000
Admin Software & Equipment	90,000	60,000	25,000	5,000			
<b>Total</b>	<b>40,548,000</b>	<b>7,310,000</b>	<b>13,106,000</b>	<b>7,261,000</b>	<b>2,125,000</b>	<b>8,120,000</b>	<b>2,626,000</b>
<b>Sewer</b>							
Replacement of Piping	910,000	330,000	180,000	100,000	100,000	100,000	100,000
Equipment & Valves	3,220,200	1,207,200	423,000	493,000	411,000	320,000	366,000
Treatment Plant Improvements	13,074,000	1,388,000	5,102,000	1,984,000	1,530,000	2,664,000	406,000
Admin Software & Equipment	90,000	60,000	25,000	5,000			
<b>Total</b>	<b>17,294,200</b>	<b>2,985,200</b>	<b>5,730,000</b>	<b>2,582,000</b>	<b>2,041,000</b>	<b>3,084,000</b>	<b>872,000</b>
Project A Description	-	-	-	-	-	-	-
Project B Description	-	-	-	-	-	-	-
Project C Description	-	-	-	-	-	-	-
Project D Description	-	-	-	-	-	-	-
<b>Total</b>	<b>-</b>	<b>-</b>	<b>-</b>	<b>-</b>	<b>-</b>	<b>-</b>	<b>-</b>
Project A Description	-	-	-	-	-	-	-
Project B Description	-	-	-	-	-	-	-
Project C Description	-	-	-	-	-	-	-
Project D Description	-	-	-	-	-	-	-
<b>Total</b>	<b>-</b>	<b>-</b>	<b>-</b>	<b>-</b>	<b>-</b>	<b>-</b>	<b>-</b>
Project A Description	-	-	-	-	-	-	-
Project B Description	-	-	-	-	-	-	-
Project C Description	-	-	-	-	-	-	-
Project D Description	-	-	-	-	-	-	-
<b>Total</b>	<b>-</b>	<b>-</b>	<b>-</b>	<b>-</b>	<b>-</b>	<b>-</b>	<b>-</b>
Project A Description	-	-	-	-	-	-	-
Project B Description	-	-	-	-	-	-	-
Project C Description	-	-	-	-	-	-	-
Project D Description	-	-	-	-	-	-	-
<b>Total</b>	<b>-</b>	<b>-</b>	<b>-</b>	<b>-</b>	<b>-</b>	<b>-</b>	<b>-</b>
<b>TOTAL</b>	<b>\$ 57,842,200</b>	<b>\$ 10,295,200</b>	<b>\$ 18,836,000</b>	<b>\$ 9,843,000</b>	<b>\$ 4,166,000</b>	<b>\$ 11,204,000</b>	<b>\$ 3,498,000</b>

Project descriptions entered on Page CB-3 will carry forward to Pages CB-4 and CB-5. No need to re-enter project descriptions above.

# 5 Year Capital Improvement Plan Funding Sources

Willingboro Municipal Utilities Authority  
For the Period January 1, 2016 to December 31, 2016

	Estimated Total Cost	Funding Sources				
		Unrestricted Net Position Utilized	Renewal & Replacement Reserve	Debt Authorization	Capital Grants	Other Sources
<b>Water</b>			\$ 2,420,000	\$ 4,221,000		
Replacement of Piping	\$ 2,420,000					
Equipment & Valves	4,221,000		5,226,000	28,591,000		
Well & Tank Rehabilitation	33,817,000		90,000			
Admin Software & Equipment	90,000					
Total	40,548,000	-	7,736,000	32,812,000	-	-
<b>Sewer</b>			910,000	3,220,200		
Replacement of Piping	910,000					
Equipment & Valves	3,220,200		5,794,200	7,279,800		
Treatment Plant Improvements	13,074,000		90,000			
Admin Software & Equipment	90,000					
Total	17,294,200	-	6,794,200	10,500,000	-	-
Project A Description	-					
Project B Description	-					
Project C Description	-					
Project D Description	-	-	-	-	-	-
Total	-	-	-	-	-	-
Project A Description	-					
Project B Description	-					
Project C Description	-					
Project D Description	-	-	-	-	-	-
Total	-	-	-	-	-	-
Project A Description	-					
Project B Description	-					
Project C Description	-					
Project D Description	-	-	-	-	-	-
Total	-	-	-	-	-	-
Project A Description	-					
Project B Description	-					
Project C Description	-					
Project D Description	-	-	-	-	-	-
Total	-	-	-	-	-	-
<b>TOTAL</b>						
Total 5 Year Plan per CB-4	\$ 57,842,200	\$ -	\$ 14,530,200	\$ 43,312,000	\$ -	\$ -
Balance check	\$ 57,842,200					

- If amount is other than zero, verify that projects listed above match projects listed on CB-4.

Project descriptions entered on Page CB-3 will carry forward to Pages CB-4 and CB-5. No need to re-enter project descriptions above.

**2016 AUTHORITY BUDGET**  
**Narrative and Information Section**

# 2016 AUTHORITY BUDGET MESSAGE & ANALYSIS

## WILLINGBORO MUNICIPAL UTILITIES AUTHORITY

### AUTHORITY BUDGET

FISCAL YEAR: FROM: January 1, 2016 TO: December 31, 2016

*Answer all questions below. Attach additional pages and schedules as needed.*

1. Complete a brief statement on the 2016 proposed Annual Budget and make comparison to the 2015 adopted budget for each operation. Explain any variances over +/-10% for each line item by operation. Explanations of variances should include a description of the reason for the increase/decrease in the budgeted line item, not just an indication of the amount and percent of the change. Attach any supporting documentation that will help to explain the reason for the increase/decrease in the budgeted line item. For example, if anticipated service charges have increased 15% due to an increase in rates, provide a copy of the resolution authorizing the rate increase.

The most significant changes in the annual budget from 2015 to 2016 are administration salaries and administration other expenses. The reason for these expected increases are as follows:

1. There is an (\$124,878, 19.9%) increase in budgeted administration salaries as a result of the Authority hiring a finance director.
2. There is also an (\$17,592, 63%) increase in administration other expenses: NJEIT Admin fees. The Authority received 2015 loans through NJEIT and expects an additional issue of loans to be completed in 2016.
3. Finally, there is an (\$6,800, 34%) increase in Lab Tests & Analysis. This is the result of increased costs due to new testing requirements.

2. Complete a brief statement on the impact the proposed Annual Budget will have on Anticipated Revenues, especially service charges and on the general purpose/component unit financial statements. Explain significant increases or decreases, if any. An increase or decrease is considered significant if it is over +/-10% from the current year adopted budget.

There are no significant changes in services charges in the annual budget from 2015 to 2016 even though a rate increase for commercial usage is planned. This is a result of declining usage throughout the township.

The Authority is anticipating connection fee revenue in the amount of \$663,900 as a result of an apartment complex that is expected to connect 100 units in 2016.

3. Describe the state of the local/regional economy and how it may impact the proposed Annual Budget, including the planned Capital Budget/Program.

The aging population of Willingboro continues to result in decreased usage since senior citizens tend to use less water. Also, as a result of high unemployment, the Authority has experienced an increase in delinquent accounts.

4. Describe the reasons for utilizing Unrestricted Net Position in the proposed Annual Budget, i.e. rate stabilization, debt service reduction, to balance the budget, etc. If the Authority's budget anticipates a use of Unrestricted Net Position, this question must be answered.

To fund the Willingboro Township appropriation.

5. Identify any sources of funds transferred to the County/Municipality as a budget subsidy or a shared service and explain the reason for the transfer (i.e.: to balance the County/Municipality budget, etc.).

To balance the Willingboro Township's budget.

6. The proposed budget must not reflect an anticipated deficit from 2016 operations. If there exists an accumulated deficit from prior years' budgets (and funding is included in the proposed budget as a result of a prior deficit) explain the funding plan to eliminate said deficit (N.J.S.A. 40A:5A-12). If the Authority has a net deficit reported in its most recent audit, it must provide a deficit reduction plan in response to this question.

N/A

7. Attach a schedule of the Authority's existing rate structure (connection fees, parking fees, service charges, etc.) and a schedule of the proposed rate structure for the upcoming fiscal year. Explain any proposed changes in the rate structure and attach the resolution approving the change in the rate structure, if applicable.

Water				Sewer			
Existing Rates		Proposed Rates		Existing Rates		Proposed Rates	
Residential				Residential			
Limit	Rate	Limit	Rate	Limit	Rate	Limit	Rate
up to 10000	55.00	No Change		up to 10000	53.00	No Change	
10,000 to 13,000	2.10			>10,000	3.29		
13,000 to 26,000	3.50						
> 26,001	3.95						
Commercial				Commercial			
Limit	Rate	Limit	Rate	Limit	Rate	Limit	Rate
up to 10000	86.00	up to 10000	90.00	up to 10000	53.00	up to 10000	60.00
10,000 to 13,000	4.00	10,000 to 13,000	4.00	>10,000	3.29	>10,000	4.00
13,000 to 26,000	5.50	13,000 to 26,000	5.50				
> 26,001	7.00	> 26,001	7.00				

8. Attach a copy of the Authority's most recent Annual Operating Data submission to the Municipal Securities Rulemaking Board's Electronic Municipal Marketplace Access (EMMA) under the Authority's Continuing Disclosure Agreements for any debt issuances outstanding. Examples of Annual Operating Data may include sewer and water billings; parking rents and collections; number of customers; number of available parking spaces; etc. See Local Finance Notice 2014-9 for more information.

See Attached.

# AUTHORITY CONTACT INFORMATION

## 2016

Please complete the following information regarding this Authority. All information requested below must be completed.

<b>Name of Authority:</b>	Willingboro Municipal Utilities Authority		
<b>Federal ID Number:</b>	21-6007479		
<b>Address:</b>	433 John F. Kennedy Way		
<b>City, State, Zip:</b>	Willingboro	NJ	08046-2119
<b>Phone: (ext.)</b>	609-877-2900	<b>Fax:</b>	609-835-4645

<b>Preparer's Name:</b>	Andrew Weber		
<b>Preparer's Address:</b>	433 John F. Kennedy Way		
<b>City, State, Zip:</b>	Willingboro	NJ	08046-2119
<b>Phone: (ext.)</b>	609-877-2900	<b>Fax:</b>	609-835-4645
<b>E-mail:</b>	Andrew@wmua.info		

<b>Chief Executive Officer:</b>	Andrew Weber		
<b>Phone: (ext.)</b>	609-877-2900	<b>Fax:</b>	609-835-4645
<b>E-mail:</b>	Andrew@wmua.info		

<b>Finance Director:</b>	Diallyo Diggs		
<b>Phone: (ext.)</b>	609-877-2900	<b>Fax:</b>	609-835-4645
<b>E-mail:</b>	ddiggs@wmua.info		

<b>Name of Auditor:</b>	Kirk Applegate		
<b>Name of Firm:</b>	Bowman and Company LLP		
<b>Address:</b>	601 White Horse Road		
<b>City, State, Zip:</b>	Voorhees	NJ	08049
<b>Phone: (ext.)</b>	856-435-6200	<b>Fax:</b>	856-782-5027
<b>E-mail:</b>	kapplegate@bowmanllp.com		



# AUTHORITY INFORMATIONAL QUESTIONNAIRE

## WILLINGBORO MUNICIPAL UTILITIES AUTHORITY

**FISCAL YEAR:**    **FROM:**    January 1, 2016    **TO:**    December 31, 2016

Answer all questions below completely and attach additional information as required.

- 1) Provide the number of individuals employed in calendar year 2014 as reported on the Authority's Form W-3, Transmittal of Wage and Tax Statements: **59**
- 2) Provide the amount of total salaries and wages for calendar year 2014 as reported on the Authority's Form W-3, Transmittal of Wage and Tax Statements: **\$2,435,930.90**
- 3) Provide the number of regular voting members of the governing body: **5**
- 4) Provide the number of alternate voting members of the governing body: **2**
- 5) Did any person listed on Page N-4 have a family or business relationship with any other person listed on Page N-4 during the current fiscal year? **No** *If "yes," attach a description of the relationship including the names of the individuals involved and their positions at the Authority.*
- 6) Did all individuals that were required to file a Financial Disclosure Statement for the current fiscal year because of their relationship with the Authority file the form as required? **Yes** *If "no," provide a list of those individuals who failed to file a Financial Disclosure Statement and an explanation as to the reason for their failure to file.*
- 7) Does the Authority have any amounts receivable from current or former commissioners, officers, key employees or highest compensated employees? **No** *If "yes," attach a list of those individuals, their position, the amount receivable, and a description of the amount due to the Authority.*
- 8) Was the Authority a party to a business transaction with one of the following parties:
  - a. A current or former commissioner, officer, key employee, or highest compensated employee? **No**
  - b. A family member of a current or former commissioner, officer, key employee, or highest compensated employee? **No**
  - c. An entity of which a current or former commissioner, officer, key employee, or highest compensated employee (or family member thereof) was an officer or direct or indirect owner? **No***If the answer to any of the above is "yes," attach a description of the transaction including the name of the commissioner, officer, key employee, or highest compensated employee (or family member thereof) of the Authority; the name of the entity and relationship to the individual or family member; the amount paid; and whether the transaction was subject to a competitive bid process.*
- 9) Did the Authority during the most recent fiscal year pay premiums, directly or indirectly, on a personal benefit contract? A personal benefit contract is generally any life insurance, annuity, or endowment contract that benefits, directly or indirectly, the transferor, a member of the transferor's family, or any other person designated by the transferor. **No** *If "yes," attach a description of the arrangement, the premiums paid, and indicate the beneficiary of the contract.*
- 10) Explain the Authority's process for determining compensation for all persons listed on Page N-4. Include whether the Authority's process includes any of the following: 1) review and approval by the commissioners or a committee thereof; 2) study or survey of compensation data for comparable positions in similarly sized entities; 3) annual or periodic performance evaluation; 4) independent compensation consultant; and/or 5) written employment contract. **The Township of Willingboro sets the commissioner's salary. There is no formal evaluation for key employees other than a review and approval from the commissioners.**
- 11) Did the Authority pay for meals or catering during the current fiscal year? **Yes** *If "yes," attach a detailed list of all meals and/or catering invoices for the current fiscal year and provide an explanation for each expenditure listed.*

- 12) Did the Authority pay for travel expenses for any employee or individual listed on Page N-4? **Yes** *If "yes," attach a detailed list of all travel expenses for the current fiscal year and provide an explanation for each expenditure listed.*
- 13) Did the Authority provide any of the following to or for a person listed on Page N-4 or any other employee of the Authority:
- a. First class or charter travel **No**
  - b. Travel for companions **No**
  - c. Tax indemnification and gross-up payments **No**
  - d. Discretionary spending account **No**
  - e. Housing allowance or residence for personal use **No**
  - f. Payments for business use of personal residence **No**
  - g. Vehicle/auto allowance or vehicle for personal use **Yes**
  - h. Health or social club dues or initiation fees **No**
  - i. Personal services (i.e.: maid, chauffeur, chef) **No**
- If the answer to any of the above is "yes," attach a description of the transaction including the name and position of the individual and the amount expended.*
- 14) Did the Authority follow a written policy regarding payment or reimbursement for expenses incurred by employees and/or commissioners during the course of Authority business and does that policy require substantiation of expenses through receipts or invoices prior to reimbursement? **Yes** *If "no," attach an explanation of the Authority's process for reimbursing employees and commissioners for expenses.*
- 15) Did the Authority make any payments to current or former commissioners or employees for severance or termination? **Yes – The Executive Director was paid severance of \$13,307.25.** *If "yes," attach explanation including amount paid.*
- 16) Did the Authority make any payments to current or former commissioners or employees that were contingent upon the performance of the Authority or that were considered discretionary bonuses? **No** *If "yes," attach explanation including amount paid.*
- 17) Did the Authority comply with its Continuing Disclosure Agreements for all debt issuances outstanding by submitting its audited annual financial statements, annual operating data, and notice of material events to the Municipal Securities Rulemaking Board's Electronic Municipal Marketplace Access (EMMA) as required? **Yes** *If "no," attach a description of the Authority's plan to ensure compliance with its Continuing Disclosure Agreements in the future.*
- 18) Did the Authority receive any notices from the Department of Environmental Protection or any other entity regarding maintenance or repairs required to the Authority's systems to bring them into compliance with current regulations and standards that it has not yet taken action to remediate? **No** *If "yes," attach explanation as to why the Authority has not yet undertaken the required maintenance or repairs and describe the Authority's plan to address the conditions identified.*
- 19) Did the Authority receive any notices of fines or assessments from the Department of Environmental Protection or any other entity due to noncompliance with current regulations (i.e.: sewer overflow, etc.)? **No** *If "yes," attach a description of the event or condition that resulted in the fine or assessment and indicate the amount of the fine or assessment.*

**Willingboro Municipal Utilities Authority**  
**2016 Budget Informational Questionnaire**  
**Page N-3 (Supplemental)**

The following is a summary of travel expenses for the employees listed on page N-4 during 2014.

<b>Employee</b>	<b>Description</b>	<b>Amount</b>
Joseph Jacobs	November Atlantic City AEA Convention Reimbursement for Employee Dinner	\$ 4,085.12
Christopher Walker	November Atlantic City AEA Convention Meals, Parking and Mileage	255.46
T. Wayne Scott	March Atlantic City AEA Convention Parking and Mileage	82.80
T. Wayne Scott	November Atlantic City AEA Convention Parking and Mileage	72.44
Eddie Campbell Jr.	March Atlantic City AEA Convention Tips, Parking and Mileage	118.33
Dennis W. Reiter	March Atlantic City AEA Convention Reimbursement for Employee Dinner	1,639.45
Dennis W. Reiter	November Atlantic City AEA Convention Mileage	83.33
		<u>\$ 6,336.93</u>
The following is a list of meals and catering		
<b>Vendor</b>		
Charley's Other Brother	Employee Appreciation Dinner	\$ 2,595.48
		<u>\$ 2,595.48</u>

## Gallimore, Cavel

---

**From:** Diallyo Diggs <DDiggs@wmua.info>  
**Sent:** Tuesday, November 24, 2015 3:12 PM  
**To:** Gallimore, Cavel  
**Subject:** Willingboro MUA 2016 Budget  
**Attachments:** 3 Revised Page N-6.pdf; 4 Interest Revenue from 2014 Audit.pdf; 5 2016 NJEIT Sewer Estimate.pdf; 5 2016 NJEIT Water Estimate.pdf; budget2015 WMUA Adopted.pdf

**Follow Up Flag:** Follow up  
**Flag Status:** Completed

From: Diallyo Diggs, Director of Finance Willingboro MUA

RE: Items required to be provided/corrected before the scheduled hearing date.

1. 2015 adopted budget – See attached
2. I could not locate what you were referring to when you mentioned Question # 3 on page N-3. That question doesn't relate to connection fee revenue. Please advise.
  - a. Question #13g – Two employees in 2015 were allowed to use work trucks to drive to and from home.
    1. Mariano Mercado – Superintendent of System Maintenance – Vehicle Allowance \$660
    2. Victor Demaise – Sewer Superintendent – Vehicle Allowance \$660
3. See attached
4. See attached
5. See attached

Please advise as to question #2 and if there is any other information needed.

Sincerely,

Diallyo Diggs  
Director of Finance  
Willingboro MUA

# AUTHORITY SCHEDULE OF COMMISSIONERS, OFFICERS, KEY EMPLOYEES, HIGHEST COMPENSATED EMPLOYEES AND INDEPENDENT CONTRACTORS WILLINGBORO MUNICIPAL UTILITIES AUTHORITY

FISCAL YEAR: FROM: January 1, 2016 TO: December 31, 2016

*Complete the attached table for all persons required to be listed per #1-4 below.*

- 1) List all of the Authority's current commissioners and officers and amount of compensation from the Authority and any other public entities as defined below. Enter zero if no compensation was paid.
- 2) List all of the Authority's key employees and highest compensated employees other than a commissioner or officer as defined below and amount of compensation from the Authority and any other public entities.
- 3) List all of the Authority's former officers, key employees and highest compensated employees who received more than \$100,000 in reportable compensation from the Authority and any other public entities during the most recent fiscal year completed.
- 4) List all of the Authority's former commissioners who received more than \$10,000 in reportable compensation from the Authority and any other public entities during the most recent fiscal year completed.

**Commissioner:** A member of the governing body of the authority with voting rights. Include alternates for purposes of this schedule.

**Officer:** A person elected or appointed to manage the authority's daily operations at any time during the year, such as the chairperson, vice-chairperson, secretary, or treasurer. For the purposes of this schedule, treat the authority's top management official and top financial official as officers. A member of the governing body may be both a commissioner and an officer for the purposes of this schedule.

**Key employee:** An employee or independent contractor of the authority (other than a commissioner or officer) who meets both of the following criteria:

- a) The individual received reportable compensation from the authority and other public entities in excess of \$150,000 for the most recent fiscal year completed; and
- b) The individual has responsibilities or influence over the authority as a whole or has power to control or determine 10% or more of the authority's capital expenditures or operating budget.

**Highest compensated employee:** One of the five highest compensated employees or independent contractors of the authority other than current commissioners, officers, or key employees whose aggregate reportable compensation from the authority and other public entities is greater than \$100,000 for the most recent fiscal year completed.

**Compensation:** All forms of cash and non-cash payments or benefits provided in exchange for services, including salaries and wages, bonuses, severance payments, deferred payments, retirement benefits, fringe benefits, and other financial arrangements or transactions such as personal vehicles, meals, housing, personal and family education benefits, below-market loans, payment of personal or family travel, entertainment, and personal use of the Authority's property. Compensation includes payments and other benefits provided to both employees and independent contractors in exchange for services.

**Reportable compensation:** The aggregate compensation that is reported (or is required to be reported) on Form W-2, box 1 or 5, whichever amount is greater, and/or Form 1099-MISC, box 7, for the most recent calendar year ended 60 days before the start of the proposed budget year. For example, for fiscal years ending December 31, 2016, the calendar year 2014 W-2 and 1099 should be used (60 days prior to start of budget year is November 1, 2015, with 2014 being the most recent calendar year ended), and for fiscal years ending June 30, 2017, the calendar year 2015 W-2 and 1099 should be used (60 days prior to start of budget year is May 1, 2016, with 2015 being the most recent calendar year ended).

**Other Public Entity:** Any municipality, county, local authority, fire district, or other government unit, regardless of whether it is related in any way to the Authority either by function or by physical location.

# Authority Schedule of Commissioners, Officers, Key Employees, Highest Compensated Employees and Independent Contractors (Continued)

For the Period January 1, 2016 to December 31, 2016  
Willingboro Municipal Utilities Authority

Reportable Compensation from  
Authority (W-2/ 1099)

Name	Title	Average Hours per Week Dedicated to Position	Position			Reportable Compensation from Authority (W-2/ 1099)			Estimated amount of other compensation from the Authority (health benefits, pension, etc.)	Total Compensation from Authority (health benefits, pension, etc.)	Names of Other Public Entities where Individual is an Employee or Member of the Governing Body	Positions held at Other Public Entities Listed in Column O in Column O	Average Hours per Week Dedicated to Positions at Other Public Entities Listed in Column O	Reportable Compensation from Other Public Entities (W-2/ 1099)	Estimated amount of other compensation from Other Public Entities (health benefits, pension, payment in lieu of health benefits, etc.)	Total Compensation All Public Entities
			Commissioner	Officer	Key Employee	Highest Compensated Employee	Former	Other (auto allowance, expense account, payment in lieu of health benefits, etc.)								
Joseph	Executive															
1 Bateman	Director	45	x	x	x	x		\$ 143,406	\$ 30,500	\$ 174,106	None					\$ 174,106
2 James Mackie Michael	Director of Operations	45			x			103,827	30,500	134,547	None					134,547
3 Armstrong	Secretary	2	x					10,506		10,506	Willingboro Township	Solicitor	40	168,417		178,923
4 Joseph Jacobs	Treasurer	2	x					13,133		13,133						13,133
5 Webster Evans	Alternate Commissioner	2 x						4,860		4,860						4,860
6 Eddie Camble	Commissioner	2 x						9,971		9,971	Willingboro Township	Elected Council Member	2	20,766	5,000	35,737
7 Darvis Holley	Commissioner	2 x						1,380		1,380						1,380
8 James Gray	Commissioner	2 x						959		959						959
9 Dennis Reiter	Commissioner	2 x						9,971		9,971						9,971
10 T. Wayne Scott	Commissioner	2 x						9,779		9,779						9,779
11 Clayton Sills	Commissioner	2 x						6,758		6,758						6,758
12 Chris Walker	Commissioner	2 x						10,749		10,749						10,749
Jacqueline 13 Jennings	Commissioner	2 x						No salary Taken		-	Willingboro Township	Elected Council Member	2	17,906	5,000	22,906
14										-						-
15										-						-
Total:									\$ 325,301	\$ 61,000	\$ 386,721			\$ 207,089	\$ 10,000	\$ 603,810

Enter the total number of employees/ independent contractors who received more than \$100,000 in total reportable compensation for the most recent fiscal year completed:

2

## Schedule of Health Benefits - Detailed Cost Analysis

Willingboro Municipal Utilities Authority

For the Period

January 1, 2016

19

December 31, 2016

Annual Cost													
	# of Covered Members (Medical & Rx)	Estimate per Employee Proposed Budget	Total Cost Estimate Proposed Budget	# of Covered Members (Medical & Rx)	Annual Cost per Employee Current Year	Total Current Year Cost	\$ Increase (Decrease)	% Increase (Decrease)					
Active Employees - Health Benefits - Annual Cost													
Single Coverage	14	\$	12,480	\$	174,715	13	\$	11,017	\$	143,222	\$	31,492	22.0%
Parent & Child					-					-			#DIV/0!
Employee & Spouse (or Partner)	6		24,959		149,755	9		22,857		205,714		(55,959)	-27.2%
Family	15		33,570		503,552	13		28,534		370,945		132,608	35.7%
Employee Cost Sharing Contribution (enter as negative - )					(90,911)					(77,285)		(13,626)	17.6%
Subtotal	35				737,111	35				642,596		94,516	14.7%
Commissioners - Health Benefits - Annual Cost													
Single Coverage					-			-		-			#DIV/0!
Parent & Child					-			-		-			#DIV/0!
Employee & Spouse (or Partner)					-			-		-			#DIV/0!
Family					-			-		-			#DIV/0!
Employee Cost Sharing Contribution (enter as negative - )										-			#DIV/0!
Subtotal	0				-			0		-			#DIV/0!
Retirees - Health Benefits - Annual Cost													
Single Coverage	4		7,144		28,575	5		9,896		49,478		(20,903)	-42.2%
Parent & Child	2		11,569		23,139	2		12,315		24,630		(1,491)	-6.1%
Employee & Spouse (or Partner)	7		22,301		156,106	7		20,790		145,530		10,576	7.3%
Family	1		38,888		38,888	1		33,112		33,112		5,776	17.4%
Employee Cost Sharing Contribution (enter as negative - )										-			#DIV/0!
Subtotal	14				246,707	15				252,750		(6,043)	-2.4%
GRAND TOTAL													
	49				\$ 983,819	50				\$ 895,346		\$ 88,473	9.9%

Is medical coverage provided by the SHBP (Yes or No)?

Is prescription drug coverage provided by the SHBP (Yes or No)?

# Schedule of Accumulated Liability for Compensated Absences

Willingboro Municipal Utilities Authority

For the Period

January 1, 2016

to

December 31, 2016

Complete the below table for the Authority's accrued liability for compensated absences.

Individuals Eligible for Benefit	Gross Days of Accumulated Compensated Absences at beginning of Current Year	Dollar Value of Accrued Compensated Absence Liability	Legal Basis for Benefit (check applicable items)		
			Approved Labor Agreement	Resolution	Individual Employment Agreement
Administration	2386	\$ 31,741			x
Sewer	14937	136,533	x		
Water	12205	170,090	x		
Social Security Tax Due on Liability		25,884			
<b>Total liability for accumulated compensated absences at beginning of current year</b>		<b>\$ 364,249</b>			



*Willingboro Municipal Utilities Authority  
Payroll & Related Liabilities  
Calculation of Sick Liability*

Employee Name	Ending Balance	Adjusted Liability	Dept.	Liability by Dept.
King, Pamela	579.00	7,191.24	A	
Mackel, Joanne	73.00	936.23	A	
Mackie, James	326.00	-	A	
Stiehl, Barbara	500.00	-	A	
Taliaferro, Rita	356.00	7,259.50	A	
Walker, Joanna	40.00	-	A	
				<u>15,386.97</u>
Barber, Robert	499.00	5,409.16	P	
Carroll, Micheal Jr.	655.00	7,237.75	P	
DeLuca, Michael	744.00	11,447.48	P	
Demalse, Victor	1,775.50	15,000.00	P	
Eckert, Joshua	579.00	5,251.53	P	
Ercol Jr, Charles	353.50	4,012.23	P	
Ercol, Charles	378.50	4,384.92	P	
Onorato, Richard	-	-	P	
Parker, Lloyd	1,653.00	15,000.00	P	
Procopio, James	1,940.00	15,000.00	P	
Sharp, Gary	691.00	7,490.44	P	
				<u>90,233.51</u>
Anderson, Kenneth	1,017.50	10,464.99	W	
Blaum, Christopher	578.00	6,696.13	W	
Buckley, Vincent	260.50	5,851.45	W	
Dooley, Frederick	216.00	-	W	
Donovan, Thomas	1,980.50	15,000.00	W	
Feola, Louis	716.00	6,307.96	W	
Krogulski, John	2,630.50	15,000.00	W	
Lallo, James	639.00	7,482.69	W	
Lake Jr, William	90.00	-	W	
Martin, Javonn	132.00	-	W	
Morris, Wesley	772.00	9,229.26	W	
Snell, James	567.50	8,459.64	W	
Tarbutton, Joseph	96.00	-	W	
				<u>84,492.11</u>
Acevedo, Ernesto	67.00	714.56	S	
Arroyo, Alcides	627.00	7,166.61	S	
Lopez, Alfredo	239.00	2,699.51	S	
McCloskey, Robert	86.00	-	S	
Mercado, Mariano	2,564.00	15,000.00	S	
Tomasetti, James	500.00	6,585.00	S	
				<u>32,165.67</u>
Mullings, Eurla	770.50	13,289.27	L	
Alexandra Hale	140.00	-	L	
				<u>13,289.27</u>
Totals		<u>235,567.53</u>		<u>235,567.53</u>

**Willingboro Municipal Utilities Authority**  
**Payroll & Related Liabilities**  
**Calculation of Vacation Liability**

Employee Name	Ending Balance	Liability	Dept.	Liability by Dept.
King, Pamela	116.00	2,881.46	A	
Mackel, Joanne	92.25	2,366.22	A	
Mackie, James	47.00	2,326.53	A	
Stiehl, Barbara	13.00	265.86	A	
Taliaferro, Rita	184.00	7,504.21	A	
Walker, Joanna	60.00	1,009.61	A	
				<u>16,353.89</u>
Barber, Robert	49.50	1,073.16	P	
Carroll, Micheal Jr.	55.00	1,215.50	P	
DeLuca, Michael	88.00	2,708.01	P	
Demaise, Victor	204.00	9,164.64	P	
Eckert, Joshua	92.00	1,668.88	P	
Ercol Jr, Charles	36.00	817.20	P	
Ercol, Charles	40.00	926.80	P	
Onorato, Richard	66.50	1,865.44	P	
Parker, Lloyd	144.00	3,422.88	P	
Procopio, James	110.50	2,292.88	P	
Sharp, Gary	60.00	1,300.80	P	
				<u>26,456.18</u>
Anderson, Kenneth	120.00	2,468.40	W	
Blaum, Christopher	20.00	463.40	W	
Buckley, Vincent	164.00	7,367.66	W	
Dooley, Frederick	96.00	2,022.72	W	
Donovan, Thomas	160.00	3,867.20	W	
Feola, Louis	120.00	2,114.40	W	
Krogulski, John	164.00	3,916.32	W	
Lallo, James	78.00	1,826.76	W	
Lake Jr, William	64.00	932.48	W	
Martin, Javonn	48.00	869.76	W	
Morris, Wesley	136.00	3,251.76	W	
Snell, James	23.00	685.72	W	
Tarbutton, Joseph	40.00	909.20	W	
				<u>30,695.77</u>
Acevedo, Ernesto	111.50	2,378.30	S	
Arroyo, Alcides	171.00	3,909.06	S	
Lopez, Alfredo	144.00	3,252.96	S	
McCloskey, Robert	40.00	600.80	S	
Mercado, Mariano	215.00	9,658.82	S	
Tomasetti, James	111.50	2,936.91	S	
				<u>22,736.84</u>
Mullings, Euria	168	5,795.19	L	
Alexandra Hale	44	758.89	L	
				<u>6,554.09</u>
<b>Totals</b>		<u><u>102,796.77</u></u>		<u><u>102,796.77</u></u>

## Schedule of Shared Service Agreements

For the Period  
January 1, 2016 to December 31, 2016  
Willingboro Municipal Utilities Authority

**Enter the shared service agreements that the Authority currently engages in and identify the amount that is received/paid for those services.**

[illegible]